

***Aspire T160/E360 AcerPower M6  
Service Guide***

Service guide files and updates are available on the AIPG/CSD web. For more information, please refer to [http://  
csd.acer.com.tw](http://csd.acer.com.tw)



---

## ***Revision History***

Please refer to the table below for the updates made on Aspire T160/E360 and AcerPower M6 service guide.

<b>Date</b>	<b>Chapter</b>	<b>Updates</b>

---

## ***Copyright***

Copyright © 2005 by Acer Incorporated. All rights reserved. No part of this publication may be reproduced, transmitted, transcribed, stored in a retrieval system, or translated into any language or computer language, in any form or by any means, electronic, mechanical, magnetic, optical, chemical, manual or otherwise, without the prior written permission of Acer Incorporated.

## ***Disclaimer***

The information in this guide is subject to change without notice.

Acer Incorporated makes no representations or warranties, either expressed or implied, with respect to the contents hereof and specifically disclaims any warranties of merchantability or fitness for any particular purpose. Any Acer Incorporated software described in this manual is sold or licensed "as is". Should the programs prove defective following their purchase, the buyer (and not Acer Incorporated, its distributor, or its dealer) assumes the entire cost of all necessary servicing, repair, and any incidental or consequential damages resulting from any defect in the software.

---

Acer is a registered trademark of Acer Corporation.

Intel is a registered trademark of Intel Corporation.

Athlon 64 / Athlon 64x2 / Sempron are trademarks of AMD Corporation.

Other brand and product names are trademarks and/or registered trademarks of their respective holders.

---

## ***Conventions***

The following conventions are used in this manual:

Screen messages	Denotes actual messages that appear on screen.
NOTE	Gives bits and pieces of additional information related to the current topic.
WARNING	Alerts you to any damage that might result from doing or not doing specific actions.
CAUTION	Gives precautionary measures to avoid possible hardware or software problems.
IMPORTANT	Reminds you to do specific actions relevant to the accomplishment of procedures.

---

## ***Preface***

Before using this information and the product it supports, please read the following general information.

1. This Service Guide provides you with all technical information relating to the BASIC CONFIGURATION decided for Acer's "global" product offering. To better fit local market requirements and enhance product competitiveness, your regional office MAY have decided to extend the functionality of a machine (e.g. add-on card, modem, or extra memory capability). These LOCALIZED FEATURES will NOT be covered in this generic service guide. In such cases, please contact your regional offices or the responsible personnel/channel to provide you with further technical details.
2. Please note WHEN ORDERING FRU PARTS, that you should check the most up-to-date information available on your regional web or channel. If, for whatever reason, a part number change is made, it will not be noted in the printed Service Guide. For ACER-AUTHORIZED SERVICE PROVIDERS, your Acer office may have a DIFFERENT part number code to those given in the FRU list of this printed Service Guide. You MUST use the list provided by your regional Acer office to order FRU parts for repair and service of customer machines.

<b>Chapter 1</b>	<b>System Specifications</b>	<b>1</b>
	Overview . . . . .	1
	Main Board Specifications . . . . .	2
	Wake-up Event Specifications . . . . .	4
	System LED Definition . . . . .	4
	Block Diagram . . . . .	5
	Main Board Placement . . . . .	6
	Aspire T160 Front Panel . . . . .	9
	Aspire E360 Front Panel . . . . .	10
	AcerPower M6 Front Panel . . . . .	11
	AcerPower M6 Rear Panel . . . . .	12
	Aspire T160/E360 Rear Panel . . . . .	13
	System Peripherals . . . . .	14
	Acer eRecovery . . . . .	15
	Acer disc-to-disc Recovery . . . . .	17
	Hardware Specifications and Configurations . . . . .	18
	Power Management Function (ACPI Support Function) . . . . .	25
 <b>Chapter 2</b>	 <b>System Utilities</b>	 <b>26</b>
	Entering Setup . . . . .	27
	Product Information . . . . .	28
	Standard CMOS Features . . . . .	29
	Advanced BIOS Features . . . . .	31
	Advanced Chipset Features . . . . .	33
	Integrated Peripherals . . . . .	35
	IDE Function Setup . . . . .	36
	Onboard Device Setup . . . . .	38
	Onboard I/O Chip Setup . . . . .	39
	Power Management Setup . . . . .	41
	PnP/PCI configuration . . . . .	43
	PC Health Status . . . . .	45
	Load Default Settings . . . . .	46
	Set supervisor/User Password . . . . .	47
	Save & Exit Setup . . . . .	48
	Exit without Saving . . . . .	49
 <b>Chapter 3</b>	 <b>Machine Disassembly and Replacement</b>	 <b>50</b>
	General Information . . . . .	51
	Before You Begin . . . . .	51
	Aspire T160 and AcerPower M6 Disassembly Procedure . . . . .	52
	Open the Computer . . . . .	52
	Disconnect the Cables . . . . .	52
	Detach the HDD, FDD, and Card Reader (if equipped) . . . . .	55
	Detach the USB Module . . . . .	57
	Detach the CPU Cooler . . . . .	57
	Remove the Memory . . . . .	58
	Remove the System Fan . . . . .	58
	Remove the Main Board . . . . .	58
	Remove the Power Supply . . . . .	59
	Remove the CPU . . . . .	59
	Aspire E360 Desassembly Procedure . . . . .	59
	Open the Computer . . . . .	60



# Table of Contents

Remove the PCI . . . . .	60
Detach the CPU Cooler . . . . .	61
Remove the Memory . . . . .	62
Disconnect the Cables . . . . .	62
Disassemble the HDD, ODD, FDD and Card Reader . . . . .	65
Disassemble the USB Module . . . . .	67
Remove the System Fan . . . . .	67
Remove the Main Board . . . . .	67
Remove the Power Supply . . . . .	68
Separate the CPU from the Main Board . . . . .	68

## **Chapter 4 Troubleshooting** **69**

Power-On Self-Test (POST) . . . . .	69
POST Error Messages List . . . . .	76
Error Symptoms List . . . . .	78
Undetermined Problems . . . . .	83

## **Chapter 5 Jumper and Connector Information** **84**

Connectors Introduction . . . . .	84
ATX_12V/ATX (Power Connector) . . . . .	85
CPU Fan/System Fan (Cooler Fan Power Connector) . . . . .	87
FDD (Floppy Connector) . . . . .	88
IDE1/IDE2 (IDE Connector) . . . . .	89
SATA1/SATA2/SATA3/SATA4 (Serial ATA Connector) . . . . .	91
F_Panel (Front Panel Jumper) . . . . .	92
F_Audio (Front Audio Panel connector) . . . . .	93
CD_IN (CD In Connector, Black) . . . . .	94
F_USB1/F_USB2/F_USB3 (Front USB Connector) . . . . .	94
F_1394 (IEEE 1394 Connector) . . . . .	95
SPDIF_OUT (SPDIF Out) . . . . .	96
CLR_CMOS (Clear CMOS) . . . . .	97
INTR (Intruder, Case Open Header) . . . . .	97
BAT (Battery) . . . . .	98
How to Erase CMOS . . . . .	98

## **Chapter 6 FRU (Field Replaceable Unit) List** **99**

General Description . . . . .	99
Aspire E360 Exploded Diagram . . . . .	100
AcerPower M6 Exploded Diagram . . . . .	101
Parts . . . . .	102

# System Specifications

## Overview

<b>CPU</b>	AMD Athlon 64 / Athlon 64x2 / Sempron (939)
<b>Chipset</b>	C51G + MCP51
<b>Memory</b>	Dual Channel DDR1 266/333/400, four DDR1 DIMM (Max. four GB) supported
<b>System BIOS Feature</b>	LCP-4MB (wake on LAN boot) Award BIOS code ACPI supported; S3 will be defaulted. Hardware monitor supported
<b>Super I/O</b>	ITE8712F with hardware monitor
<b>IDE Interface</b>	PCI bus master enhanced IDE (MCP51)
<b>RTC</b>	NCP51
<b>Serial ATA</b>	Independent DMA operation on four ports Data transfer rates up to 300MB/sec. SATA II Support Raid function
<b>FDD Interface</b>	1.44/2.88MB FDD
<b>Audio</b>	Audio on board (ALC850, 7.1 channels)
<b>LAN</b>	Marvell 88E1111
<b>USB</b>	USB 2.0 host controller supporting up to eight ports
<b>Expansion Slots</b>	Three PCI slot (PCI 2.3), one PCI Express x16 graphics slot
<b>I/O Ports</b>	One serial port, one parallel (EPP/ECP supported), eight USB ports (four rear panel / four front panel), VGA port, RJ45, one PS/2 keyboard port and one PS/2 mouse port, audio jack six mic-in, line-in, and line-out
<b>Power Connectors</b>	24-pin ATX power connector and ATX 12V connector
<b>Power management</b>	Dark green, ACPI 2.0 compliant, SMBIOS 2.3

## Main Board Specifications

	Description
<b>Size</b>	<input type="checkbox"/> Max. 244 mm x 244 mm, Micro ATX
<b>Processor</b>	<input type="checkbox"/> Processor type: AMD Athlon 64 / Athlon 64x2 / Sempron <input type="checkbox"/> Socket type: AMD Socket 939 <input type="checkbox"/> Socket quantity: one
<b>System Chipset</b>	<input type="checkbox"/> North bridge: Nvidia C51G <input type="checkbox"/> South bridge: MCP51
<b>Memory</b>	<input type="checkbox"/> Memory type: <ul style="list-style-type: none"> <li><input type="checkbox"/> DDR</li> <li><input type="checkbox"/> CAS latency, CL = 4</li> </ul> <input type="checkbox"/> Socket type: DDR memory slots <input type="checkbox"/> Socket quantity: four <input type="checkbox"/> Capacity: 256MB to 4GB <input type="checkbox"/> Single channel
<b>PCI Express / PCI Slots</b>	<input type="checkbox"/> PCI Express Slot type: x1 / x16 <ul style="list-style-type: none"> <li><input type="checkbox"/> Quantity: none / one</li> </ul> <input type="checkbox"/> PCI Slot type: PCI 2.3 5V slots <ul style="list-style-type: none"> <li><input type="checkbox"/> Quantity: two</li> </ul>
<b>FDD Interface</b>	<input type="checkbox"/> Slot quantity: one <input type="checkbox"/> One 1.44MB 3.5" device
<b>IDE Interface</b>	<input type="checkbox"/> Slot type: 40 pin PATA IDE slot <ul style="list-style-type: none"> <li><input type="checkbox"/> Quantity: two</li> <li><input type="checkbox"/> Transfer rate support: PIO Mode (0/1/2/3/4), ATA Mode (33/66/100/133)</li> </ul> <input type="checkbox"/> Device type support: HDD / CD-ROM / CD-RW / DVD-ROM / Combo / DVD burner <input type="checkbox"/> Connector type: SATA IDE connector <ul style="list-style-type: none"> <li><input type="checkbox"/> Quantity: four</li> <li><input type="checkbox"/> Storage type support: HDD</li> </ul>
<b>Audio</b>	<input type="checkbox"/> Controller: MCP51 <input type="checkbox"/> Codec: Realtek ALC850 (7.1 channel audio support) <input type="checkbox"/> UAJ support (HD audio feature support on rear only) <input type="checkbox"/> Reserved disable function on BIOS side. Default is enabled.
<b>LAN</b>	<input type="checkbox"/> Controller: MCP51 <input type="checkbox"/> LAN chip: Marvell 88E1111 <input type="checkbox"/> 10/100/1000 BASE-T IEEE 802.3 compliant
<b>USB (AcerPower M6)</b>	<input type="checkbox"/> Controller: MCP51 <input type="checkbox"/> Connector quantity: eight <ul style="list-style-type: none"> <li><input type="checkbox"/> Rear connectors: four</li> <li><input type="checkbox"/> On-board header: two (2*5 pin)               <ul style="list-style-type: none"> <li><input type="checkbox"/> Two for front daughter board (2*5 pin Intel FPIO)</li> </ul> </li> </ul> <input type="checkbox"/> Data transfer rate support: USB 2.0/1.1

	Description
<b>USB (Aspire E360/T160)</b>	<ul style="list-style-type: none"> <li><input type="checkbox"/> Controller: MCP51</li> <li><input type="checkbox"/> Connectors Quantity: eight <ul style="list-style-type: none"> <li><input type="checkbox"/> Rear connectors: four</li> <li><input type="checkbox"/> On-board header: three (2*5 pin) <ul style="list-style-type: none"> <li><input type="checkbox"/> One for front daughter board (2*5 pin Intel EPIO)</li> <li><input type="checkbox"/> One for Multi Card Reader (2*5 pin)</li> <li><input type="checkbox"/> One for cable (leverage rear USB ports)</li> </ul> </li> </ul> </li> <li><input type="checkbox"/> Data transfer rate support: USB 2.0/1.1</li> </ul>
<b>I/O Ports</b>	<ul style="list-style-type: none"> <li><input type="checkbox"/> Dual stack PS/2 keyboard / mouse</li> <li><input type="checkbox"/> Parallel port</li> <li><input type="checkbox"/> Serial port</li> <li><input type="checkbox"/> VGA port</li> <li><input type="checkbox"/> Dual stack USB ports with 1394</li> <li><input type="checkbox"/> Dual stack USB ports with RJ45 connector</li> <li><input type="checkbox"/> Vertical audio connector with line-in, line-out and microphone</li> </ul>
<b>All On-Board Connector / Device List</b>	<ul style="list-style-type: none"> <li><input type="checkbox"/> Rear I/O connectors <ul style="list-style-type: none"> <li><input type="checkbox"/> One PS/2 keyboard port, one PS/2 mouse port</li> <li><input type="checkbox"/> One parallel port, one serial port</li> <li><input type="checkbox"/> One VGA (CRT) port</li> <li><input type="checkbox"/> One GigaLAN port</li> <li><input type="checkbox"/> Four USB ports (AcerPower M6) / Two USB ports (Aspire T160/E360)</li> <li><input type="checkbox"/> Six ports jack supporting HD audio output</li> </ul> </li> <li><input type="checkbox"/> On-board connectors / devices <ul style="list-style-type: none"> <li><input type="checkbox"/> One CPU socket</li> <li><input type="checkbox"/> Four memory sockets</li> <li><input type="checkbox"/> One PCI Express x16 slot</li> <li><input type="checkbox"/> One PCI Express x1 slot</li> <li><input type="checkbox"/> Two PCI slots</li> <li><input type="checkbox"/> One FDD slot</li> <li><input type="checkbox"/> Two PATA IDE slot</li> <li><input type="checkbox"/> Four PATA IDE connectors</li> <li><input type="checkbox"/> Two 2*5 pin Intel FPIO specification USB pin connectors <ul style="list-style-type: none"> <li><input type="checkbox"/> One 2*5 pin USB pin connector</li> <li><input type="checkbox"/> One 2*5 Intel FPIO specification front audio connector</li> </ul> </li> <li><input type="checkbox"/> One serial port pin connector</li> <li><input type="checkbox"/> One CD-In four-pin connector (CD-ROM / TV tuner card audio input)</li> <li><input type="checkbox"/> One four-pin CPU fan connector</li> <li><input type="checkbox"/> Two three-pin system fan connectors</li> <li><input type="checkbox"/> One 20-pin + four-pin ATX interface PS3/PS2 SPS connector</li> <li><input type="checkbox"/> One 2*7 Power / LED FPIO (following Intel FPIO spec.)</li> <li><input type="checkbox"/> One buzzer</li> </ul> </li> </ul>

---

## Wake-up Event Specifications

Device	S1 (Idle)	S3 (Suspend to RAM)	S4 (Suspend to Disk)	S5 (Shut down)
Power button	Enabled	Enabled	Enabled	Enabled
PS/2 keyboard	Enabled	Enabled	Enabled	No
USB keyboard	Enabled	Enabled	Disabled	No
RTC	Disabled	Disabled	Disabled	Disabled
Lan	Disabled	Disabled	Disabled	Disabled
Modem (Ring)	Disabled	Disabled	Disabled	Disabled

## System LED Definition

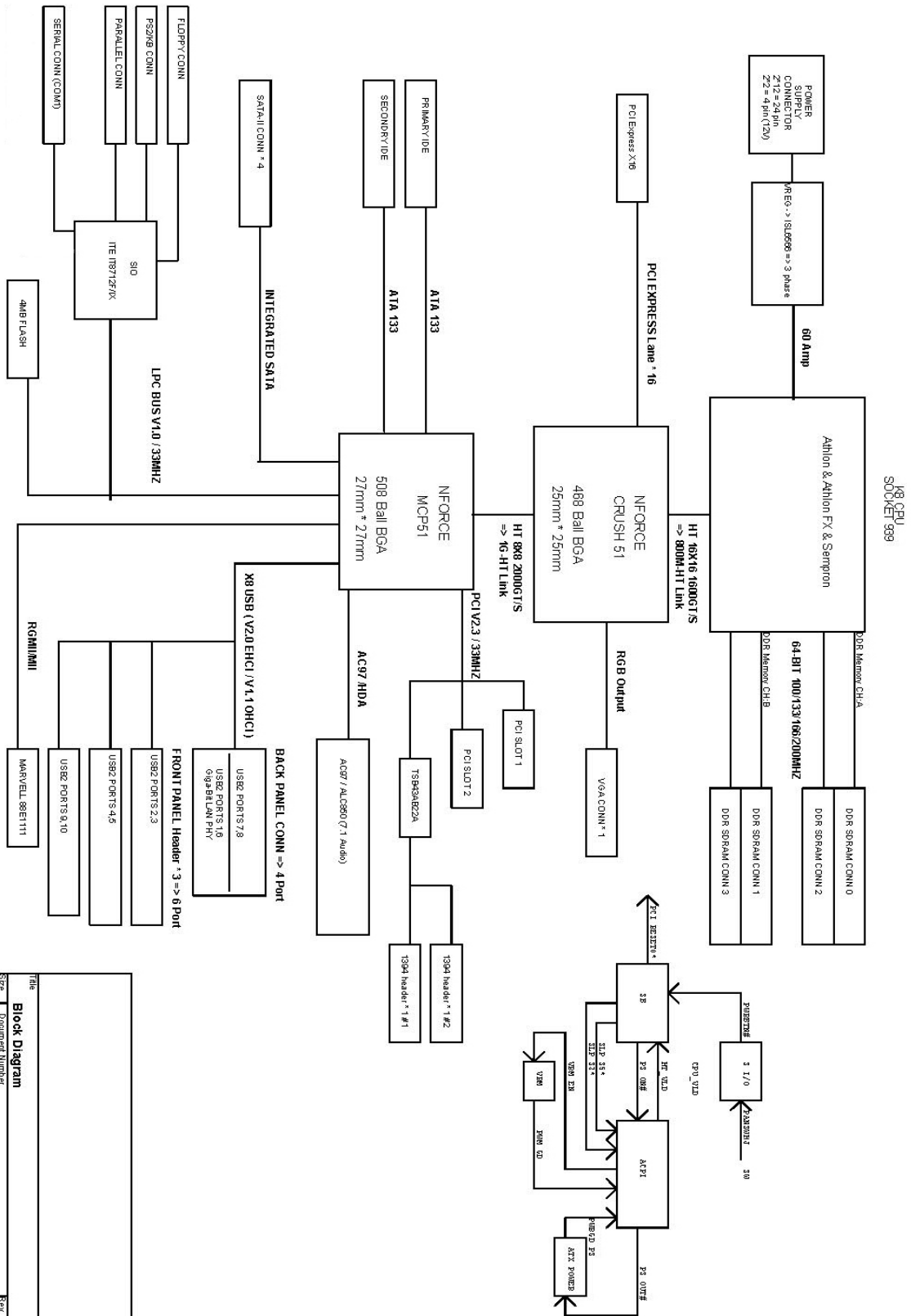
### Aspire T160

State	Response
Power state LED	S0: Green steady S1/S3: Green blinking S4/S5: Off
HDD state LED	IDE active: Red blinking IDE idle: Off
LAN state LED	LAN active: Green blinking LAN idle: Off

### Aspire E360 / AcerPower M6



State	Response
Power state LED	S0: Blue steady S1/S3: Blue blinking S4/S5: Off
HDD state LED	IDE active: Blue blinking IDE idle: Off
LAN state LED	LAN active: Blue blinking LAN idle: Off

# Block Diagram



Title	
<b>Block Diagram</b>	
Size	Document Number
Defin	
Date:	Monday, October 25, 2005
Page:	Sheet 2 of 38
	Rev A

## Main Board Placement



No.	Label	Description
1	U16	CPU socket
2	U15	North bridge
3	U26	South bridge
4	U2	Audio codec
5	U29	Super I/O controller
6	U3	LAN controller
7	J4	TV OUT port
8	KB / MS	Keyboard and mouse
9	COM1	COM1
10	PRT	Printer
11	VGA	VGA
12	1394_USB	1394 USB
13	USB	USB port
14	NIC_USB	Network and USB connector
15	Audio	Audio
16	SYS_FAN	System fan connector
17	F_Audio	Front audio header
18	CD_IN	CD IN
19	AUX_IN	AUX IN
20	SPDIF_OUT	SPDIF_OUT
21	BZ1	Buzzer
22	SPEAKER	Speaker cable connector
23	F_1394	Front 1394 header
24	F_USB1	Front USB header
25	F_USB2	Front USB header
26	FP	Front panel
27	TBL_EN	Boot block jumper
28	CLR_CMOS	Clear CMOS (password switch)
29	INTR	Intruder
30	J2	Recovery



---

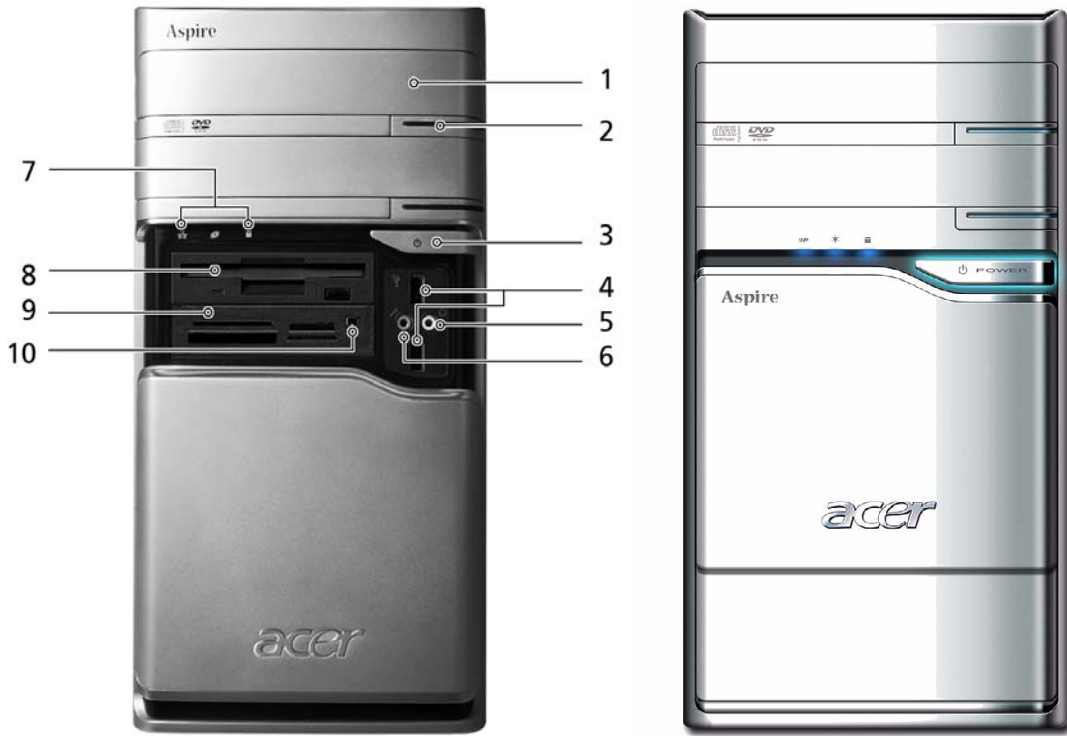
No.	Label	Description
31 (from left to right)	SATA_1	SATA_1
	SATA_2	SATA_2
	SATA_3	SATA_3
	SATA_4	SATA_4
32	SIDE	Secondary IDE port
33	PIDE	Primary IDE port
34	Floppy	Floppy drive connector
35	PWR1	24-pin power connector
36	DIMM1	DIMM socket 1
37	DIMM2	DIMM socket 2
38	DIMM3	DIMM socket 3
39	DIMM4	DIMM socket 4
40	CPU_FAN	CPU fan connector

## Aspire T160 Front Panel



No.	Description
1	Optical device
2	Floppy drive
3	Power button
4	Microphone jack
5	Speaker/Headphone jack
6	USB ports

# Aspire E360 Front Panel



No.	Description
1	Optical driver
2	Optical drive eject button
3	Power button
4	USB ports
5	Speaker/Headphone jack
6	Microphone jack
7	Indicators
8	Floppy disk drive
9	Card reader
10	IEEE 1394 port

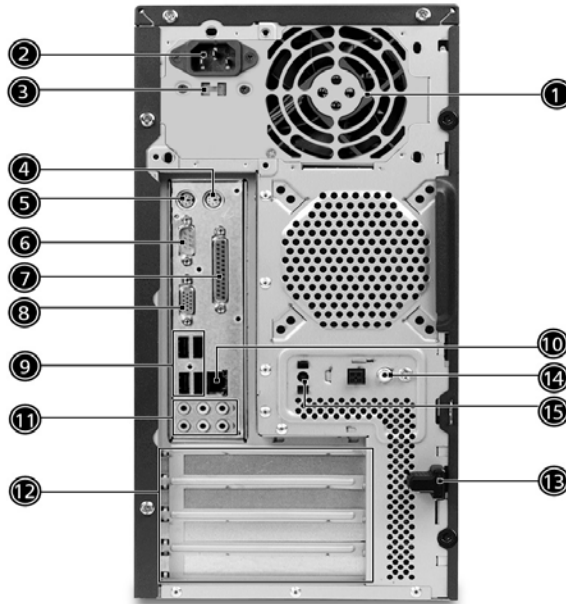
**NOTE:** The picture left is the front bezel with cover slid down.

# AcerPower M6 Front Panel



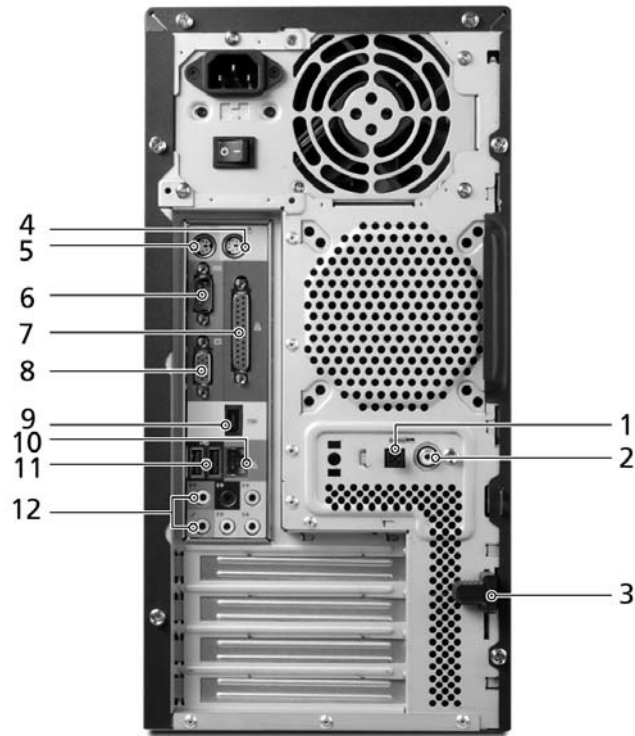
No.	Description
1	Optical drive
2	Floppy disk drive
3	Card reader
4	Indicators
5	USB ports
6	Microphone jack
7	Speaker/Headphone jack
8	Power button

## AcerPower M6 Rear Panel



No.	Description
1	Power supply
2	Power cord socket
3	Voltage select switch
4	PS/2 Mouse port
5	PS/2 Keyboard port
6	Serial port
7	Printer port
8	VGA port
9	USB Ports
10	RJ45 port
11	Audio jacks
12	Expansion slots
13	Lock handle
14	SPDIF port
15	Recovery switch holder

## Aspire T160/E360 Rear Panel



No.	Description
1	SPDIF port
2	SPDIF port
3	Lock handle
4	PS/2 Mouse port
5	PS/2 Keyboard port
6	Serial port
7	Printer port
8	VGA port
9	IEEE 1394 port
10	LAN port
11	USB ports
12	Audio jacks

---

## ***System Peripherals***

The Aspire T160/E360 and AcerPower M6 computer consist of the system itself, and system peripherals, like a mouse, keyboard and a set of speakers (optional). This section provides a brief description of the basic system peripherals.

### ***Mouse (PS/2 or USB, manufacturing option)***

The included mouse is a standard two-button wheel mouse. Connect the mouse to the PS/2 mouse port or USB port on the back panel of the system.



### ***Keyboard (PS/2 or USB, manufacturing option)***

Connect the keyboard to the PS/2 keyboard port or USB port on the back panel of the system.



### ***Speakers***

For system bundled with speakers, before powering on the system, connect the speaker cable to the audio out (external speaker) port on the back panel of the system. Please refer to the included operating instructions for more information.

**NOTE:** speakers are optional and the appearance might be different depending on the actual product.



---

## ***Acer eRecovery***

Acer eRecovery is a tool to quickly backup and restore the system. Users can create and save a backup of the current system configuration to hard drive, CD, or DVD.

Acer eRecovery consists of the following functions:

1. Create backup
2. Restore from backup
3. Create factory default image CD
4. Re-install bundled software without CD
5. Change Acer eRecovery password

### ***Create Backup***

Users can create and save backup images to hard drive, CD, or DVD.

1. Boot to Windows XP
2. Press **<Alt>+<F10>** to open the Acer eRecovery utility.
3. Enter the password to proceed. The default password is six zeros.
4. In the Acer eRecovery window, select **Recovery settings** and click **Next**
5. In the Recovery settings window, select **Backup snapshot image** and click **Next**.
6. Select the backup method.
  - Use **Backup to HDD** to store the backup disc image on drive D:.
  - Backup to optical device** to store the backup disc image on CD or DVD (only available on systems that include an optical disc burner).
7. After choosing the backup method, click **Next**.

Follow the instruction on screen to complete the process.

### ***Restore from backup***

Users can restore backup previously created (as stated in the **Create backup** section) from hard drive, CD, or DVD.

1. Boot to Windows XP.
2. Press **<Alt>+<F10>** to open the Acer eRecovery utility.
3. Enter the password to proceed. The default password is six zeros.
4. In the Acer eRecovery window, select **Recovery actions** and click **Next**.
5. Select the desired restore action and follow the onscreen instructions to complete the restore process.

### ***Create factory default image CD***

When the System CD and Recovery CD are not available, you can create them by using this feature.

1. Boot to Windows XP.
2. Press **<Alt>+<F10>** to open the Acer eRecovery utility.



- 
3. Enter the password to proceed. The default password is six zeros.
  4. In the Acer eRecovery window, select **Recovery settings** and click **Next**.
  5. In the Recovery settings window, select **Burn image to disc** and click **Next**.
  6. In the Burn image to disc window, select **01. Factory default image** and click **Next**.
  7. Follow the instructions on screen to complete the process.

### ***Re-install bundled software without CD***

Acer eRecovery stores pre-loaded software internally for easy driver and application re-installation.

1. Boot to Windows XP.
2. Press **<Alt>+<F10>** to open the Acer eRecovery utility.
3. Enter the password to proceed. The default password is six zeros.
4. In the Acer eRecovery window, select Recovery actions and click **Next**.
5. In the Recovery settings window, select **Reinstall applications/drivers** and click **Next**.
6. Select the desired driver/application and follow the instructions on screen to re-install.

At first launch, Acer eRecovery prepares all the needed software and may take few seconds to bring up the software content window.

### ***Change Password***

Acer eRecovery and Acer disc-to-disc recovery are protected by a password that can be changed by the user. Follow the steps below to change the password in Acer eRecovery.

1. Boot to Windows XP.
2. Press **<Alt>+<F10>** to open the Acer eRecovery utility.
3. Enter the password to proceed. The default password is six zeros.
4. In the Acer eRecovery window, select **Recovery settings** and click **Next**.
5. In the Recovery settings window, select **Password: Change Acer eRecovery password** and click **Next**.
6. Follow the instructions on screen to complete the process.

---

## ***Acer disc-to-disc recovery***

### ***Restore without a Recovery CD***

This recovery process helps you restore the C: drive with the original software content that is installed when you purchase your PC. Follow the steps below to rebuild your C: drive. (Your C: drive will be reformatted and all data will be erased.) It is important to back up all data files before you use this option.

1. Restart the system.
2. While the Acer logo is showing, press <Alt>+<F10> at the same time to enter the recovery process.
3. The message "The system has password protection. Please enter 000000:" is displayed.
4. Enter six zeros and continue.
5. The Acer Recovery main page appears.
6. Use the arrow keys to scroll through the items (operating system versions) and press <Enter> to select.

### ***Multilingual operating system installation***

Follow the instructions to choose the operating system and language you prefer when you first power-on the system.

1. Turn on the system.
2. Acer's multilingual operating system selection menu will pop-up automatically.
3. Use the arrow keys to scroll to the language version you want. Press <Enter> to confirm your selection.
4. The operating system and language you choose now will be the only option for future recovery operations.
5. The system will install the operating system and language you choose.

# Hardware Specifications and Configurations

## Major Chips

Item	Specification
System Core Logic	Nvidia C51G MCP51
Super I/O Controller	ITE 8712F
LAN Controller	Marvell 88E1111
Memory Controller	Nvidia C51G
IDE Controller	MCP51
Audio Controller	ALC850
VGA Controller	Nvidia C51G
Keyboard Controller	ITE 8712F

## Processor

Item	Specification
Type	AMD Athlon 64 / Athlon 64x2 / Sempron
Slot	Socket 939
Speed	Depends on CPU, which is local configured
Bus Frequency	HyperTransport™ technology up to 1.0 GHz
Voltage	Processor voltage can be detected by any system without setting any jumper

## BIOS

Item	Specification
BIOS code programmer	Phoenix Award
BIOS version	R01-B1
BIOS ROM size	4MB
BIOS ROM package	32-pin PLCC package
Support protocol	PCIX 1.0, PCI 2.2, APM 1.2, VESA/DPMS (VBE/PM V1.1), SMBIOS 2.3, E-IDE 1.1, ACPI 1.0b, ESCD1.03, PnP 1.0a, Bootable CD-ROM 1.0, USB 1.1~ USB 2.0, UHCI 1.0, ANSI ATA 3.0 ATAPI
Boot from CD-ROM feature	Yes
Support to LS-120 drive	Yes
Support to BIOS boot block feature	Yes
BIOS Password Control	Yes

## BIOS Hotkey

Hotkey	Function	Description
DEL	Enter BIOS Setup Utility	Press while the system is booting to enter BIOS Setup Utility.

## System Memory

Item	Specification
Memory Slot Number	four slots
Memory Size per Slot	256 MB ~ 1GB
Supported Maximum Memory Size	4GB
Supported Memory Speed	400 MHz
Supported memory voltage	1.8 V
Support memory module package	240-pin DIMM
Support to parity check feature	Yes
Support to Error Correction Code (ECC) feature	Yes
Memory module combinations	You can install memory modules in any combination as long as they match the above specifications.

## VRM (Voltage Regulator Module)

Function	VRM Specification	Typical Voltage	Power Source	Maximum Output
CPU VRM	VRM10.1	0.8375~1.6v	12 Voltage	101A
CPU VRM	VRM 9.0	1.1-1.85 Voltage	12 Voltage	70A

## Cache Memory

Item	Specification
First-Level Cache Configurations	
Cache function control	Enable/Disable by BIOS Setup
Second-Level Cache Configurations	
The information below is only applicable to system installed with a Pentium 4 processor	
Tag RAM Location	On Processor
L2 Cache RAM Location	On Processor
L2 Cache RAM type	PBSRAM (Pipelined-burst Synchronous RAM)
L2 Cache RAM size	Depends on CPU, which is local configured
L2 Cache RAM speed	Full of the processor core clock frequency (Advanced Transfer Cache)
L2 Cache function control	Enable/Disable by BIOS Setup
L2 Cache scheme	Fixed in write-back

## LAN Interface

Item	Specification
LAN Controller	Marvell 88E1111 GigaLAN Controller
LAN Controller Resident Bus	PCI Bus
LAN Port	One RJ45 on board
Function Control	Enable/Disable by BIOS Setup

## IDE Interface

Item	Specification
IDE Controller	MCP51
IDE Controller Resident Bus	ATA133
Number of 40-pin PATA slot	Two Device Type Support: HDD, CD-ROM, CD-RW, DVD-ROM, Combo, DVD burner Transfer Rate Support: PIO 0/1/2/3/4 ATA Mode: 33/66/100/133
Number of STAT IDE slot	Four Device Type Support: HDD
LS-120	Supported
Bootable CD-ROM	Supported
Function Control	Enable/Disable by BIOS setup

## Diskette Drive Interface

Item	Specification
Diskette Drive Controller	ITE 8712F
Diskette Drive Controller Resident Bus	LPC Bus V1.0 / 33MHz
Supported Diskette Drive Formats	1.44MB, 2.88MB format and slim type diskette drive
Function Control	Enable/Disable by BIOS Setup

## Serial Port

Item	Specification
Serial port controller	ITE 8712F
Serial port controller resident bus	LPC Bus V1.0 / 33MHz
Number of serial port	One
Serial port location	Rear Panel
16550 UART support	Yes
Connector type	9-pin D-type female connector

## USB Port

Item	Specification
Universal HCI	USB 2.0/1.1
Controller	MCP51
Number of the connectors	eight
Location	Rear: four for AcerPower M6; two for Aspire T160/E360 Front: four for AcerPower M6; two for Aspire T160/E360
USB Class	with support for legacy input devices

## Special Design Specifications

<b>Thermal</b>	<input type="checkbox"/> Dynamic fan speed control by hardware monitor <input type="checkbox"/> CPU over temperature (over 120°C) power off protection
<b>Power On / Wake-Up Event</b>	<input type="checkbox"/> Power Button: S1/S3/S4/S5 <input type="checkbox"/> PS/2 Keyboard: S1/S3/S4 <input type="checkbox"/> USB Keyboard: S1/S3/S4 <input type="checkbox"/> RTC: S1/S5 <input type="checkbox"/> LAN: S1/S3/S5 <input type="checkbox"/> Modem (Ring): S1/S3/S5

## Environment Requirements

<b>Temperature</b>	
Operating	+5°C ~ +35°C
Non-operating	-20°C ~ +60°C (packed), -10°C ~ +60°C (un-packed)
<b>Humidity</b>	
Operating	15% to 80% RH, non-condensing
Non-operating	10% to 90% RH, non-condensing at 40°C
<b>Vibration</b>	
Operating (unpacked)	5 ~ 500Hz, 2.20g RMS random, 10 minutes per axis in all three axes
Non-operating (packed)	5 ~ 500Hz, 1.09g RMS random, one hour per axis in all three axes
Shock Operating	Half sine, 2g 11m seconds

## Drop Test

<b>Definition</b>	The protection ability of packing & cushion must be capable of withstanding, with no physical or functional damage, mechanical impact from height-specific drops.			
<b>Test Standard</b>				
<b>Package Cross Weight</b>		<b>Drop Height</b>		<b>Times of Drop</b>
KGs	lbs	CM	Inch	
0~9.1	0~20	76	30	10
9.1~18.2	20~40	61	24	10
18.2~27.3	40~60	46	18	10
27.3~45.4	60~100	31	12	10
10 drops: one corner, three edges, six surfaces				

## Input / Output Map Assignment 1

Address	Device
[00000000 - 0000000F]	Direct memory access controller
[00000000 - 000003AF]	PCI bus
[00000010 - 0000001F]	Motherboard resources
[00000020 - 00000021]	Programmable interrupt controller
[00000022 - 0000003F]	Motherboard resources
[00000040 - 00000043]	System timer
[00000044 - 0000005F]	Motherboard resources
[00000061 - 00000061]	System speaker
[00000062 - 00000063]	Motherboard resources
[00000065 - 0000006F]	Motherboard resources
[00000070 - 00000073]	System CMOS/real time clock
[00000074 - 0000007F]	Motherboard resources
[00000080 - 00000090]	Direct memory access controller
[00000091 - 00000093]	Motherboard resources
[00000094 - 0000009F]	Direct memory access controller
[000000A0 - 000000A1]	Programmable interrupt controller
[000000A2 - 000000BF]	Motherboard resources
[000000C0 - 000000DF]	Direct memory access controller
[000000E0 - 000000EF]	Motherboard resources
[000000F0 - 000000FF]	Numeric data processor
[00000170 - 00000177]	Secondary IDE Channel
[000001F0 - 000001F7]	Primary IDE Channel
[00000274 - 00000277]	ISAPNP Read Data Port
[00000279 - 00000279]	ISAPNP Read Data Port
[00000290 - 00000297]	Motherboard resources
[00000290 - 0000029F]	Motherboard resources
[000002F8 - 000002FF]	Built-in Infrared Device
[00000376 - 00000376]	Secondary IDE Channel
[00000378 - 0000037F]	Printer Port (LPT1)
[000003B0 - 000003BB]	PCI standard PCI-to-PCI bridge
[000003B0 - 000003BB]	SAPPHIRE RADEON X300SE
[000003B0 - 000003DF]	PCI bus
[000003C0 - 000003DF]	PCI standard PCI-to-PCI bridge
[000003C0 - 000003DF]	SAPPHIRE RADEON X300SE
[000003E0 - 00000CF7]	PCI bus
[000003F0 - 000003F5]	Standard floppy disk controller
[000003F6 - 000003F6]	Primary IDE Channel

## Input / Output Map Assignment 2

Address	Device
[000003C0 - 000003DF]	SAPPHIRE RADEON X300SE
[000003E0 - 00000CF7]	PCI bus
[000003F0 - 000003F5]	Standard floppy disk controller
[000003F6 - 000003F6]	Primary IDE Channel
[000003F7 - 000003F7]	Standard floppy disk controller
[000003F8 - 000003FF]	Communications Port (COM1)
[000004D0 - 000004D1]	Motherboard resources
[00000800 - 00000805]	Motherboard resources
[00000960 - 00000967]	Standard Dual Channel PCI IDE Controller
[00000970 - 00000977]	Standard Dual Channel PCI IDE Controller
[000009E0 - 000009E7]	Standard Dual Channel PCI IDE Controller
[000009F0 - 000009F7]	Standard Dual Channel PCI IDE Controller
[00000A79 - 00000A79]	ISAPNP Read Data Port
[00000B60 - 00000B63]	Standard Dual Channel PCI IDE Controller
[00000B70 - 00000B73]	Standard Dual Channel PCI IDE Controller
[00000BE0 - 00000BE3]	Standard Dual Channel PCI IDE Controller
[00000BF0 - 00000BF3]	Standard Dual Channel PCI IDE Controller
[00001000 - 0000107F]	Motherboard resources
[00001080 - 000010FF]	Motherboard resources
[00001400 - 0000147F]	Motherboard resources
[00001480 - 000014FF]	Motherboard resources
[00001800 - 0000187F]	Motherboard resources
[00001880 - 000018FF]	Motherboard resources
[00001C00 - 00001C3F]	NVIDIA nForce PCI System Management
[00001C40 - 00001C7F]	NVIDIA nForce PCI System Management
[00002000 - 0000207F]	Motherboard resources
[00002080 - 000020FF]	Motherboard resources
[00008000 - 00008FFF]	PCI standard PCI-to-PCI bridge
[00008000 - 0000FFFF]	PCI bus
[00009000 - 00009FFF]	PCI standard PCI-to-PCI bridge
[00009C00 - 00009CFF]	SAPPHIRE RADEON X300SE
[0000A000 - 0000AFFF]	PCI standard PCI-to-PCI bridge
[0000C000 - 0000C007]	NVIDIA Network Bus Enumerator
[0000C400 - 0000C4FF]	Realtek AC'97 Audio
[0000C800 - 0000C8FF]	Realtek AC'97 Audio
[0000CC00 - 0000CC0F]	Standard Dual Channel PCI IDE Controller
[0000E000 - 0000E00F]	Standard Dual Channel PCI IDE Controller
[0000F400 - 0000F40F]	Standard Dual Channel PCI IDE Controller



## Memory Map Assignment

Address	Device
[00000000 - 0009FFFF]	System board
[000A0000 - 000BFFFF]	PCI bus
[000A0000 - 000BFFFF]	PCI standard PCI-to-PCI bridge
[000A0000 - 000BFFFF]	SAPPHIRE RADEON X300SE
[000D0000 - 000D3FFF]	System board
[000F0000 - 000F7FFF]	System board
[000F8000 - 000FBFFF]	System board
[000FC000 - 000FFFFF]	System board
[00100000 - 3FEFFFFFFF]	System board
[3FEF0000 - 3FEFFFFFFF]	System board
[40000000 - DFFFFFFF]	PCI bus
[D8000000 - DFFFFFFF]	PCI standard PCI-to-PCI bridge
[D8000000 - DFFFFFFF]	SAPPHIRE RADEON X300SE
[E0000000 - EFFFFFFF]	Motherboard resources
[F0000000 - FE02FFFF]	PCI bus
[FD800000 - FD8FFFFFFF]	PCI standard PCI-to-PCI bridge
[FD900000 - FD9FFFFFFF]	PCI standard PCI-to-PCI bridge
[FDBF8000 - FDBFBFFF]	Texas Instruments OHCI Compliant IEEE 1394 Host Controller
[FDBFF000 - FDBFF7FF]	Texas Instruments OHCI Compliant IEEE 1394 Host Controller
[FDC00000 - FDCFFFFFFF]	PCI standard PCI-to-PCI bridge
[FDCE0000 - FDCEFFFF]	SAPPHIRE RADEON X300SE - Secondary
[FDCF0000 - FDCFFFFFFF]	SAPPHIRE RADEON X300SE
[FDD00000 - FDDFFFFFFF]	PCI standard PCI-to-PCI bridge
[FDE00000 - FDEFFFFFFF]	PCI standard PCI-to-PCI bridge
[FE02A000 - FE02AFFF]	NVIDIA Network Bus Enumerator
[FE02B000 - FE02BFFF]	Realtek AC'97 Audio
[FE02C000 - FE02CFFF]	Standard Dual Channel PCI IDE Controller
[FE02D000 - FE02DFFF]	Standard Dual Channel PCI IDE Controller
[FE02E000 - FE02E0FF]	Standard Enhanced PCI to USB Host Controller
[FE02F000 - FE02FFFF]	Standard OpenHCD USB Host Controller
[FEC00000 - FEC00FFF]	System board
[FEE00000 - FEEFFFFFFF]	System board
[FEFE0000 - FEFE01FF]	Motherboard resources
[FEFFF000 - FEFFFFFFF]	System board
[FFF80000 - FFF80FFF]	System board
[FFF90000 - FFFBFFFF]	System board
[FFFED000 - FFFEFFFF]	System board
[FFFF0000 - FFFFFFFF]	System board

---

## ***Power Management Function (ACPI support function)***

### ***Device Standby Mode***

- Independent power management timer for hard disk drive devices (0-15 minutes, time step=1 minute).
- Hard disk drive goes into Standby mode (for ATA standard interface).
- Disable V-sync to control the VESA DPMS monitor.
- Resume method: device activated (Keyboard for DOS, keyboard & mouse for Windows).
- Resume recovery time: 3-5 sec.

### ***Global Standby Mode***

- Global power management timer (2-120 minutes, time step=10 minute).
- Hard disk drive goes into Standby mode (for ATA standard interface).
- Disable H-sync and V-sync signals to control the VESA DPMS monitor.
- Resume method: Return to original state by pushing external switch button, modem ring in, keyboard and mouse for APM mode.
- Resume recovery time: 7-10 sec.

### ***Suspend Mode***

- Independent power management timer (2-120 minutes, time step=10 minutes) or pushing external switch button.
- CPU goes into SMM.
- CPU asserts STPCLK# and goes into the Stop Grant State.
- LED on the panel turns amber colour.
- Hard disk drive goes into SLEEP mode (for ATA standard interface).
- Disable H-sync and V-sync signals to control the VESA DPMS monitor.
- Ultra I/O and VGA chip go into power saving mode.
- Resume method: Return to original state by pushing external switch button, modem ring in, keyboard and mouse for APM mode.
- Return to original state by pushing external switch button, modem ring in and USB keyboard for ACPI mode.

### **ACPI**

- ACPI specification 1.0b.
- S0, S1, S3 and S5 sleep state support.
- On board device power management support.
- On board device configuration support.

## System Utilities

---

BIOS (Basic Input and Output System) includes a CMOS SETUP utility which allows users to configure required setting or to activate certain system features. The CMOS SETUP saves the configuration in the CMOS SRAM on the main board. When the power is off, the battery on the main board supplies the necessary power to the CMOS SRAM.

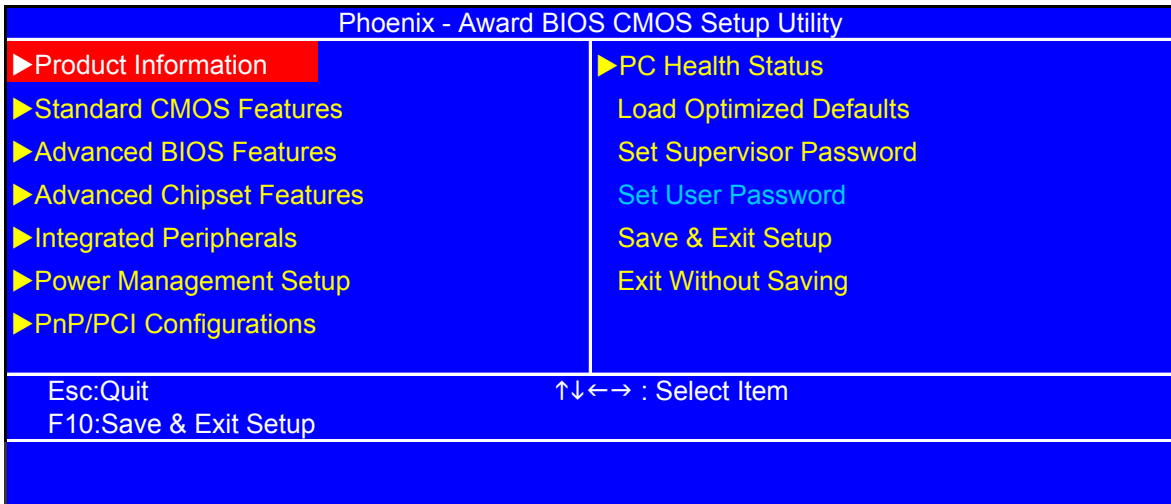
When the power is on, pressing the <Delete> button during the BIOS POST (Power-On Self Test) will take you to the CMOS SETUP screen. When setting up BIOS for the first time, it is recommended that you save the current BIOS to a disk in the event that BIOS needs to be reset to its original settings.

Q-Flash allows the users to quickly and easily update or backup BIOS without entering the operating system. BIOS is a Windows-based utility that doesn't require users to boot to DOS before upgrading BIOS but directly download and update BIOS from the Internet.

Item	Description
wxyz	Move to selection
e	Select Item
^	Main Menu: Quit and not save changes into CMOS Status Page Setup Menu and Option Page Setup Menu, Exit current page and return to Main Menu.
{	Increase the numeric value or make changes
}	Decrease the numeric value or make changes
l	General help, displays a screen that describes all key functions
t	Loads an default setting for stable performance
u	Save all the CMOS changes, only for Main Menu

## Entering Setup

Power on the computer and the system will start POST(Power On Self Test) process. When the message of “Press DEL to enter SETUP” appears on the screen, press the key of [Delete] to enter the setup menu. Once enter Award BIOS CMOS Setup Utility, the Main Menu (as figure below) will appear on the screen. Use arrow keys to select among the items and press <Enter> to accept or enter the sub-menu.



Parameter	Description
Product Information	This page shows the relevant information of the main board
Standard CMOS Features	This setup page includes all the items in standard compatible BIOS
Advanced BIOS Features	This setup page includes all the items of Award special enhanced features
Advanced Chipset Features	This setup page includes all advanced chipset features
Integrated Peripherals	This setup page includes all onboard peripherals
Power Management Setup	This setup page includes all the items of Green function features
PnP/PCI Configuration	This setup page includes all configurations of PCI&PnP ISA resources
PC Health Status	This setup page is the System auto detect Temperature, voltage, fan and speed
Load Optimized Settings	Default Settings indicates the value of the system parameters which the system would be in best performance configuration
Set Supervisor Password	Change, set or disable password. It allows you to limit access to the system and Setup, or just to Setup
Set User Password	Change, set or disable password. It allows you to limit access to the system
Save & Exit Setup	Save CMOS value settings to CMOS and exit setup
Exit Without Saving	Abandon all CMOS value changes and exit setup

## Product Information

Phoenix - Award BIOS CMOS Setup Utility		
Product Information		
Product Name	AST160/ASE360/APM6	Item Help Menu Level ►
Main Board ID	FC51GM	
System S/N		
Main Board S/N		
System Manufacture Name	Acer	
Main Board Manufacture Name	Acer	
System BIOS Version	6.00 PG	
SMBIOS Version	2.3	
System BIOS ID	R01-A3	
BIOS Release Date	10/27/2005	
↑↓←→:Move Enter:Select +/-/PU/PD:Value F10:Save Esc:Exit F1:General Help F5:Previous Values F7:Optimized Defaults		

Product Name	This item lists the product name
System S/N	This item lists the system serial number
Main Board ID	This item lists the main board ID
Main Board S/N	This item lists the main board serial number
System BIOS Version	This item lists the system BIOS version
SMBIOS Version	This item lists the system SMBIOS version
System BIOS ID	This item lists the system BIOS ID
BIOS Release Date	This item lists the BIOS release date

## Standard CMOS Features

Phoenix - Award BIOS CMOS Setup Utility		
Standard CMOS Features		
Date (MM:DD:YY):	Thr, Oct 27 2005	Item Help
System Time	14:47:17	
▶ IDE Channel 0 Master	[None]	Menu Level ▶  Change the day, month, year and the century
▶ IDE Channel 0 Slave	[None]	
▶ IDE Channel 1 Master	[None]	
▶ IDE Channel 1 Slave	[ST3160023AS]	
▶ IDE Channel 2 Master	[MATSHITAUJ-845D]	
▶ IDE Channel 3 Master	[None]	
▶ IDE Channel 4 Master	[None]	
▶ IDE Channel 5 Master	[None]	
Floppy Drive A	[None]	
Video Setting	[EGA/VGA]	
Halt On Setting	[All, But Keyboard]	
Base Memory Setting	640K	
Extended Memory Setting	456704K	
↑↓←→ :Move Enter:Select +/-/PU/PD:Value F10:Save ESC:Exit F1:General Help F5 Previous Values F7:Optimized Defaults		

The following table describes the parameters found in this menu:

Parameter	Description	Options
Date	Lets you set the date following the weekday-month-date-year format.	Week: from Sun. to Sat., determined by BIOS and is display only Month: from Jan. through Dec. Day: from 1 to 31 (or the maximum allowed in the month) Year: from 1999 to 2099
System Time	Lets you set the time following the hour-minute-second format.	The items format is <hour> <minute> <second>. The time is calculated base on the 24-hour military-time clock. For example, 1 p.m. is 13:00:00

Parameter	Description	Options
IDE Primary/Secondary Master, Slave	Allows you to configure the hard disk drive connected to the master port of IDE channel. To enter the IDE Master or Slave setup, press [Enter]. The IDE CD-ROM is always automatically detected.	<p>IDE HDD Auto-Detection Press [Enter] to select this option for automatic device detection.</p> <p>IDE Primary/Secondary Master, Slave IDE Device Setup. You can use one of three methods:</p> <p>Auto: Allows BIOS to automatically detect IDE devices during POST (default)</p> <p>None: Select this if no IDE devices are used and the system will skip the automatic detection step and allow for faster system start up</p> <p>Manual: User can manually input the correct settings</p> <p>Access Mode: Use this to set the access mode for the hard drive. the four options are: CHS/LBA/Large/Auto (default: Auto)</p> <ul style="list-style-type: none"> <li><input type="checkbox"/> Cylinder: Number of cylinders</li> <li><input type="checkbox"/> Head: Number of heads</li> <li><input type="checkbox"/> Precomp: Write precomp</li> <li><input type="checkbox"/> Landing Zone: Landing Zone</li> <li><input type="checkbox"/> Sector: Number of sectors</li> </ul>
Drive A	The category identifies the types of floppy disk drive A that has been installed in the computer.	<p>None: No floppy drive installed</p> <p>360K, 5.25": 5.25 inch PC type standard drive; 360Kbyte capacity</p> <p>1.2M, 5.25": 5.25 inch AT-type high-density drive; 1.2M byte capacity (3.5 inch when 3 Mode is Enabled)</p> <p>720K, 3.5": 3.5 inch double-sided drive; 720Kbyte capacity</p> <p>1.44M, 3.5": 3.5 inch double-sided drive; 1.44Mbyte capacity</p> <p>2.88M, 3.5": 3.5 inch double-sided drive; 2.88Mbyte capacity</p>
Video Setting	Select the type of primary video subsystem in your computer.	The option EGA/VGA means Enhanced Graphic Adapter/Video Graphic Array.
Halt On	This item enables user to select the situation in which you want the BIOS to stop the POST process and notify you.	<p>All Errors,</p> <p>No Errors</p> <p>All, But Keyboard</p> <p>All, But Diskette</p> <p>All, But Disk/Key</p>
Base Memory Setting	The POST will determine the amount of base memory installed in the system. The value of the base memory for this model is 640K for systems with 640K or more memory installed on the motherboard.	
Extended Memory Setting	The BIOS determines how much extended memory is present during the POST. This is the amount of memory located above 1MB in the memory address map of CPU.	

## Advanced BIOS Features

The following screen shows the Advanced BIOS Features:

Phoenix - Award BIOS CMOS Setup Utility		
Advanced BIOS Features		
▶ Hard Disk Boot Priority	[Press Enter]	Item Help
Virus Warning	[Disabled]	Menu Level ▶  Allows you to choose the VIRUS warning feature for IDE Hard Disk boot sector protection. If this function is enabled and someone attempt to write data into this area, BIOS will show a warning message on screen and alarm beep
Quick Power on Self Test	[Enabled]	
First Boot Device	[Floppy]	
Second Boot Device	[Hard Disk]	
Third Boot Device	[CDROM]	
Boot From Other Device	[Enabled]	
Swap Floppy Drive	[Disabled]	
Boot Up Floppy Seek	[Disabled]	
Boot Up Numlock Status	[On]	
Gate A20 Option	[Fast]	
Typematic Rate Setting	[Enabled]	
X Typematic Rate (Chars/Secs)	6	
X Typematic Delay (Msec)	250	
Security Option	[Setup]	
APIC Mode	[Enabled]	
MPS Version Control for OS	[1.4]	
OS Select For DRAM > 64MB	[Non-OS2]	
HDD S.M.A.R.T. Capability	[Disabled]	
↑↓←→ :Move Enter:Select +/-/PU/PD:Value F10:Save ESC:Exit F1:General Help F5:Previous Values F7:Optimized Defaults		

Parameter	Description	Options
Hard Disk Boot Priority	This features displays the Hard Disk Boot Device priority from high to low and allows users to set the Hard Disk Boot Device Priority. Press [Enter] to enter the setting screen. Use wory to select a device, then press <+> to move it up, or <-> to move it down the list. Press <ESC> to exit.	[Press Enter]
Virus Warning	This feature allows you to enable the VIRUS warning function for IDE Hard Disk boot sector protection. If this function is enabled and there is someone attempt to write data into this area, BIOS will show a warning message on screen and the alarm will beep.	Enabled Disabled
Quick Power On Self Test	This feature allows the system to skip certain tests while booting. When this function is enabled, it will decrease the time needed to boot the system, which means to quick power on self test function	Enabled Disabled
First / Second / Third Boot Device	The item allows you to set the sequence of boot device where BIOS attempts to load the disk operating system.	Floppy, LS120, Hard Disk, CD-ROM, ZIP, USB-FDD, USB-ZIP, USB-CDROM, USB-HDD, LAN, Disabled



Parameter	Description	Options
Boot From Other Devices	This item allows user to enable or disable to boot from other device	Enabled Disabled
Swap Floppy Drive	This field is effective only in systems with two floppy drives. Selecting Enabled assigns physical drive B to logical drive A, and physical drive A to logical drive B.	Enabled Disabled
Boot Up Floppy Seek	During POST BIOS will determine if the floppy disk drive installed is 40 or 80 tracks. 360K type is 40 tracks while 760K, 1.2M and 1.44M are all 80 tracks.	Enabled BIOS searches for floppy disk drive to determine if is 40 or 80 tracks. Note that BIOS can not tell from 720K, 1.2M or 1.44M drive type as they are all 80 tracks. Disabled BIOS will not search for the type of floppy disk drive by track number. Note that there will not be any warning message if the drive installed is 360K.
Boot Up NumLock Status	This item allows user to enable or disable to set keyboard is number keys or arrow keys	Enabled Disabled
Gate A20 Option	This item allows user to select if chipset or keyboard controller should control GateA20. The gate A20 is a device used to address memory above 1 Mbyte. Initially, the gate A20 was handled via a pin on the keyboard. Today, while keyboards still provide this support, it is more common, and much faster, for the system chipset to provide support for gate A20.	Normal (keyboard) Fast (chipset)
Typematic Rate Setting	This determines if the typematic rate is to be used. When the typematic rate is enabled, this selection allows you select the rate at which the keys are accelerated. When the typematic rate is enabled, this selection allows you to select the delay between when the key was first depressed and when the acceleration begins.	Enabled Disabled
Security Option	This category allows you to limit access to the system and Setup, or just to Setup.	System Setup
APCI Mode	This option is used to set up enable or disable the APCI function	Enabled Disabled
MPS Version Control for OS	The BIOS supports versions 1.1 and 1.4 of the Intel multiprocessor specification. Select the version supported by the operating system running on this computer.	
OS Select For DRAM >64MB	Select OS2 only if you are running OS/2 operating system with greater than 64 MB of RAM on your system.	
HDD S.M.A.R.T. Capability	S.M.A.R.T which allows your hard disk to report any read/write errors and issue a warning when LDCM installed	Enabled Disabled

## Advanced Chipset Features


This page sets up more advanced information about your system. Handle this page with caution. Any changes can affect the operation of your computer.

Phoenix - Award BIOS CMOS Setup Utility Advanced Chipset Features		
Dual Monitor Support	[Disabled]	Item Help
Frame Buffer Size	[64MB]	Menu Level ►
CPU Frequency	[200.0]	
Err94 Enh	[Auto]	
Spread Spectrum	[Enabled]	
HT Spread Spectrum	[Disabled]	
SSE/SSE2 Instructions	[Enabled]	
System BIOS Cacheable	[Enabled]	
↑↓←→ :Move Enter:Select +/-/PU/PD:Value F10:Save ESC:Exit F1:General Help F5:Previous Values F7:Optimized Defaults		

Parameter	Description	Options
Dual Monitor Support	This category allows you to enable or disable dual monitor support function.	Enabled Disabled
Frame Buffer Size	This field displays how much frame buffer size of the system. Frame buffer is an area of memory used to hold a frame of data. Typically used for screen output, the buffer is the size of the maximum image that can be displayed on the screen. The memory, which is either a separate memory bank on the display adapter or a reserved part of regular memory, holds a bit mapped image while it is being painted on screen. Sophisticated graphics systems are built with several memory planes, each holding one or more bits of the pixel.	
CPU Frequency	This field allows you to determine CPU frequency of the system.	

Parameter	Description	Options
Err94 Enh	Also called Errata 94 Enhancement. Errata 94 refers to the 94th bug identified in AMD Athlon and Opteron processors. This bug affects the sequential prefetch feature in those processors.	Enabled Disabled
Spread Spectrum	When the system clock generator pulses, the extreme values of the pulse generate excess EMI. Enabling pulse spectrum spread modulation changes the extreme values from spikes to flat curves, thus reducing EMI. This benefit may in some cases be outweighed by problems with timing-critical devices, such as a clock-sensitive SCSI device.	Enabled Disabled
HT Spread Spectrum	Enables or disables HT Spread Spectrum. HT is Hyper Transport between CPU and North Bridge.	Enabled Disabled
SSE/SSE2 Instructions	This feature controls the availability of the processor's SSE and SSE2 instruction sets.  When enabled, the processor's SSE and SSE2 instruction sets are enabled. Software applications can make use of those instructions to better process large amounts of data quickly.  When disabled, the processor's SSE and SSE2 instruction sets are disabled. Software applications will not be able to use those instructions to process multiple data elements simultaneously. However, the processor's MMX instruction set will still be available for use.  It is highly recommended that you leave this BIOS feature at the default setting of Enabled. This allows SSE- and SSE2-optimized software to make use of those instruction sets to process large amounts of data simultaneously.	Enabled Disabled
System BIOS Cacheable	Selecting Enabled allows caching of the system BIOS ROM at F0000h-FFFFFh, resulting in better system performance. However, if any program writes to this memory area, a system error may result.	Enabled Disabled
DRAM Configuration	Press [Enter] to enter the setting screen to set some parameters of memory controller.	[Press Enter]
LDI & PCI Bus Control	Press [Enter] to enter the setting screen to set some parameters of LDI & PCI bus control.	[Press Enter]
UMA Frame Buffer Size	This item allows user to select the size of VGA share memory.	32, 64, 128, 256 MB

## Integrated Peripherals



Parameter	Description	Options
IDE Function Setup	This page allows you to setup IDE function.	Press Enter
Onboard Device Setup	This page allows you to setup onboard devices.	Press Enter
Onboard I/O Chip Setup	This page allows you to setup onboard I/O chip.	Press Enter

## IDE Function Setup

Phoenix - Award BIOS CMOS Setup Utility		
IDE Function Setup		
OnChip IDE Channel0	[Enabled]	Item Help
Primary Master PIO	[Auto]	
Primary Slave PIO	[Auto]	Menu Level ►►
Primary Master UDMA	[Auto]	
Primary Slave UDMA	[Auto]	
OnChip IDE Channel1	[Enabled]	
Secondary Master PIO	[Auto]	
Secondary Slave PIO	[Auto]	
Secondary Master UDMA	[Auto]	
Secondary Slave UDMA	[Auto]	
IDE DMA Transfer Access	[Enabled]	
Serial-ATA 1	[Enabled]	
Serial-ATA 2	[Enabled]	
IDE Prefetch Mode	[Enabled]	
IDE HDD Block Mode	[Enabled]	
SATA PORT Speed Settings	[Auto]	

↑↓←→ :Move Enter:Select +/-/PU/PD:Value F10:Save ESC:Exit F1:General Help  
 F5:Previous Values F7:Optimized Defaults

All on-board peripherals can be set up through this menu.

Parameter	Description	Options
On-Chip IDE First/Second Channel	The chipset contains a PCI IDE interface with support for two IDE channels. Select Enabled to activate the first and/or second IDE interface. Select Disabled to deactivate an interface, if you install a primary and/or secondary add-in IDE interface.	Enabled Disabled
IDE Primary/ Secondary Master/ Slave PIO	The four IDE PIO (Programmed Input/Output) fields let you set a PIO mode (0-4) for each of the four IDE devices that the onboard IDE interface supports. Modes 0 through 4 provide successively increased performance. In Auto mode, the system automatically determines the best mode for each device.	

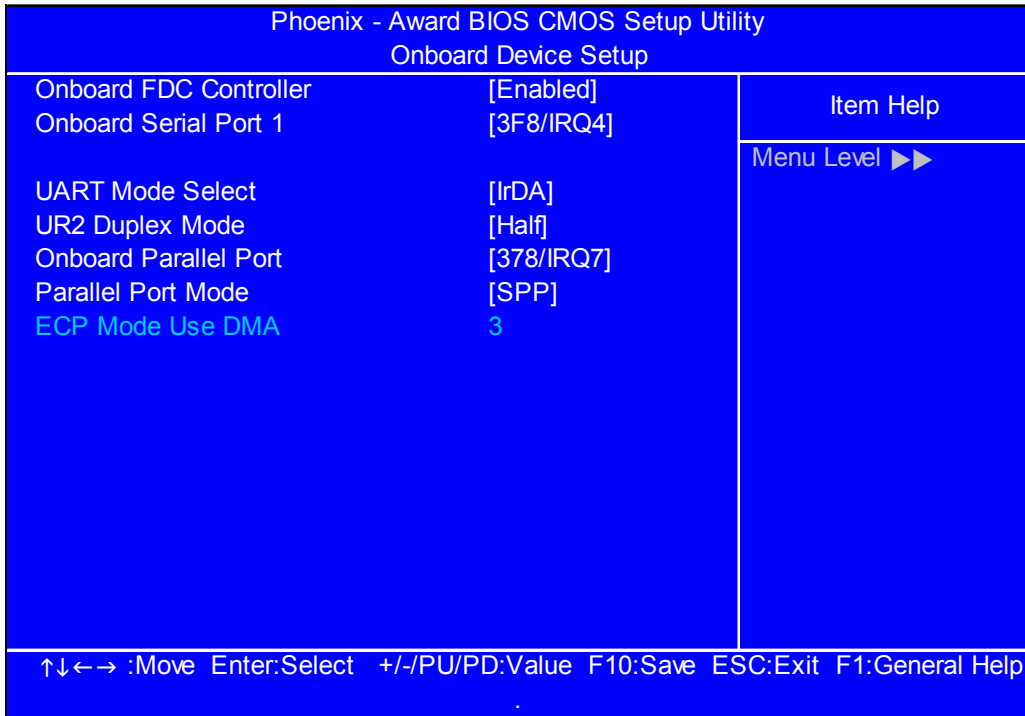
Parameter	Description	Options
IDE Primary/ Secondary Master/ Slave UDMA	UDMA (Ultra DMA) is a DMA data transfer protocol that utilizes ATA commands and the ATA bus to allow DMA commands to transfer data at a maximum burst rate of 33 MB/s. When you select Auto in the four IDE UDMA fields (for each of up to four IDE devices that the internal PCI IDE interface supports), the system automatically determines the optimal data transfer rate for each IDE device.	
IDE DMA Transfer Access	This category allows you to enable or disable DMA transfer access of IDE device (or IDE HDD).	Enabled Disabled
Serial-ATA 1/2	Enable / Disable SATA 1 /2. Serial ATA 1 control port 1 and 3, Serial ATA 2 control port 2 and 4.	
IDE Prefetch Mode	The onboard IDE drive interfaces supports IDE prefetching, for faster drive accesses. If you install a primary and/or secondary add-in IDE interface, set this field to Disabled if the interface does not support prefetching.	
IDE HDD Block Mode	Block mode is also called block transfer, multiple commands, or multiple sector read/write. If your IDE hard drive supports block mode (most new drives do), select Enabled for automatic detection of the optimal number of block read/writes per sector the drive can support.	Enabled Disabled
SATA PORT Speed Settings	This category allows you to determine the speed of SATA port.	Auto BIOS will determine the speed of SATA port.

## Onboard Device Setup

Phoenix - Award BIOS CMOS Setup Utility		
Onboard Device Setup		
OnChip USB	[V1.1+v2.0]	Item Help Menu Level ►►
USB Memory Type	[SHADOW]	
USB Keyboard Support	[Enabled]	
USB Mouse Support	[Enabled]	
AC97 Audio	[Auto]	
MAC Lan	[Auto]	
MAC Lan Boot ROM	[Disabled]	
↑↓←→ :Move Enter:Select +/-/PU/PD:Value F10:Save ESC:Exit F1:General Help F5:Previous Values F7:Optimized Defaults		

Parameter	Description	Options
OnChip USB	This field allows you to determine onchip USB type or disable onchip USB.	
USB Memory Type	Use this item to change the type of USB Memory to shadow or Base memory.	Shadow Base Memory
USB Keyboard Support	This field enables or disables USB keyboard support function.	Enabled Disabled
USB Mouse Support	This field enables or disables USB mouse support function.	Enabled Disabled
AC 97 Audio	Change the on board Audio to auto or disabled.	Auto Disabled
MAC Lan	Enables or disables onboard LAN controller.If you wish to use the motherboard's onboard LAN controller, you should certainly enable this BIOS feature.  You can disable this feature if you do not want to use the motherboard's onboard LAN controller. This may free up an IRQ for other devices to use. This is useful if your motherboard does not support APIC and have many devices that cannot share IRQs.	Enabled Disabled
MAC Lan Boot ROM	Enables or disables on board lan boot ROM.	Enabled Disabled

## Onboard I/O Chip Setup



Parameter	Description	Options
Onboard FDC Controller	Select Enabled if your system has a floppy disk controller (FDC) installed on the system board and you wish to use it. If you install an add-in FDC or the system has no floppy drive, select Disabled in this field.	Enabled Disabled
Onboard Serial Port 1	Select a logical COM port name and matching address for the serial port. Select an address and corresponding interrupt for the serial port.	
UR2 Duplex Mode	In an infrared port mode, this field appears. Full-duplex mode permits simultaneous two-direction transmission. Half-duplex mode permits transmission in one direction only at a time. Select the value required by the IR device connected to the IR port.	
Onboard Parallel Port	Select a logical LPT port address and corresponding interrupt for the physical parallel port.	



---

<b>Parameter</b>	<b>Description</b>	<b>Options</b>
Parallel Port Mode	Select an operating mode for the onboard parallel (printer) port. Select Normal, Compatible, or SPP unless you are certain your hardware and software both support one of the other available modes.  For information about parallel port modes, see <a href="http://www.fapo.com/1284int.htm">http://www.fapo.com/1284int.htm</a>	

# Power Management Setup

The Power Management menu lets you configure your system to most effectively save energy while operating in a manner consistent with your own style of computer use.

Phoenix - Award BIOS CMOS Setup Utility Power Management Setup		
ACPI Function	[Enabled]	Item Help
ACPI Suspend Type	[S3(STR)]	Menu Level ►
Power Management	[User Define]	
Video Off Method	[DPMS Support]	
HDD Power Down	[Disabled]	
HDD Down In Suspend	[Disabled]	
Soft-Off by PWR-BTTN	[Delay 4 Sec]	
WOL (PME#) From Soft-Off	[Disabled]	
xWOR (R1#) From Soft-Off	Disabled	
USB Resume fro S1/S3	[Disabled]	
Resume by Alarm	[Disabled]	
xDate of Month Alarm	0	
xTime (hh:mm:ss) Alarm	00:00:00	
POWER ON Function	[BUTTON ONLY]	
PWRON After PWR-Fail	[Former-Sts]	
↑↓←→ :Move Enter:Select +/-/PU/PD:Value F10:Save ESC:Exit F1:General Help F5:Previous Values F7:Optimized Defaults		

Parameter	Description	Options
ACPI Function	This item allows you to enable or disable the ACPI function	Enabled Disabled
ACPI Suspend Type	This item specifies the power saving modes for ACPI function. S1(POS): The S1 sleep mode is a low power state. In this state, no system context (CPU or chipset) is lost and hardware maintains all system context. S3 (STR): The S3 sleep mode is a power-down state in which power is supplied only to essential components such as main memory and wake-capable devices and all system context is saved to main memory. The information stored in memory will be used to restore the PC to the previous state when an wake-up event occurs.	S1 (POS): Set ACPI suspend type to S1/POS (Power On Suspend). S3 (STR): Set ACPI suspend type to S3/STR
Power Management	This option allows you to select the type (or degree) of power saving for Doze, Standby, and Suspend modes.	Max Saving: Maximum power savings. Only Available for SL CPUs. User Define: Set each mode individually. Min. Saving: Minimum power savings.
Video Off Method	Determines the manner in which the monitor is blanked.	

Parameter	Description	Options
HDD Power Down	This setting controls how long a hard disk drive must be left idle before it spins down.	<b>Disabled</b> Standby Suspend
HDD Down In Suspend	Enables or disables the functionality of HDD down in suspend.	Enabled Disabled
Soft-off by PWR/BTTN	When Enabled, turning the system off with the on/off button places the system in a very low-power-usage state, with only enough circuitry receiving power to detect power button activity or Resume by Ring activity.	Instant-off: Press down button then power off instantly Delay 4 Sec.: Press power button 4 sec. to power off. Enter suspend if button is pressed less than 4 sec.
WOL (PME#) From Soft-Off	This category enables or disables wake-on-Lan from soft-off	Enabled Disabled
USB Resume from S1/S3	Enable or Disable USB device (USB K/B or Mouse) wake up system from S1/S3.	Enabled Disabled
Resume by Alarm	You can set "Resume by Alarm" item to enabled and key in Data/Time to power on system	Disabled: Disable this function Enabled: Enable alarm function to Power On system If RTC Alarm Lead To Power On is Enabled. Date (of Month) Alarm: Everyday, 1~31 Time (hh:mm:ss) Alarm: (0~23):(0~59):(0~59)
POWER ON Function	Select the method to power on the system.	Button Only Keyboard 98 Hot Key Mouse Left Mouse Right
PWRON After PWR-Fail	This field allows you to determine the power status to on/off or former-sts after the system.	FORMER-Sts On Off

## PnP/PCI Configuration

Phoenix - Award BIOS CMOS Setup Utility PNP/PCI Configurations		
Init Display First	[PCIEx]	Item Help
Reset Configuration Data	[Disabled]	
Resources Controlled By	[Auto(ESCD0)]	Menu Level ►
x IRQ Resources	Press Enter	
Pci/VGA Palette Snoop	[Disabled]	
** PCI Express relative items **		
Maximum Payload Size	[4096]	
↑↓←→ :Move Enter: Select +/-/PU/PD:Value F10:Save ESC:Exit F1:General Help F5:Previous Values F7:Optimized Defaults		

Parameter	Description	Options
Init Display First	Initialize the AGP video display before initializing any other display device on the system. Thus the AGP display becomes the primary display.	
Reset Configuration Data	Normally, you leave this field Disabled. Select Enabled to reset Extended System Configuration Data (ESCD) when you exit Setup if you have installed a new add-on and the system reconfiguration has caused such a serious conflict that the operating system cannot boot.	Enabled Disabled
Resources Controlled By	This item allows user to assign PnP resource (I/O address, IRQ&DMA channels) for Plug and Play compatible devices automatically or manually.	Auto Manual

Parameter	Description	Options
IRQ Resources	When resource are controlled by manually, assign each system interrupt a type, depending on the type of device using the interrupt. Option: PCI Device: Assign this IRQ for PCI device. Reserved: Reserve this IRQ for other device	[Press Enter]
PCI/VGA Palette Snoop	This option is only very rarely needed. It should be left at "Disabled" unless a video device specifically requires the setting enabled upon installation.	Disabled Enabled
Maximum Payload Size	This field displays maximum payload size of the system.	[128-4096]
PCI1/2 IRQ Assignment	This item allows user to assign PCI IRQ for device	Auto, 3, 4, 5, 6, 7, 10, 11,12,14,15

## PC Health Status

This section indicates the hardware information of the system including the CPU temperature, Ambient Temperature, CPU FAN, and System FAN speed.

Phoenix - Award BIOS CMOS Setup Utility		
PC Health Status		
Shutdown Temperature	[Disabled]	Item Help
CPU Vcore	1.45V	Menu Level ►
+3.3V	3.29V	
+5V	5.05V	
+12V	12.03V	
+5USB	5.16V	
Voltage Battery	2.92V	
Current CPU Temperature	42°C / 107°F	
Current SYSTEM Temperature	40°C	
CPU FAN Speed	1622 RPM	
System FAN Speed	0 RPM	
↑↓←→ :Move Enter:Select +/-/PU/PD:Value F10:Save ESC:Exit F1:General Help F5:Previous Values F7:Optimized Defaults		

The following table describes the parameters found in this menu .

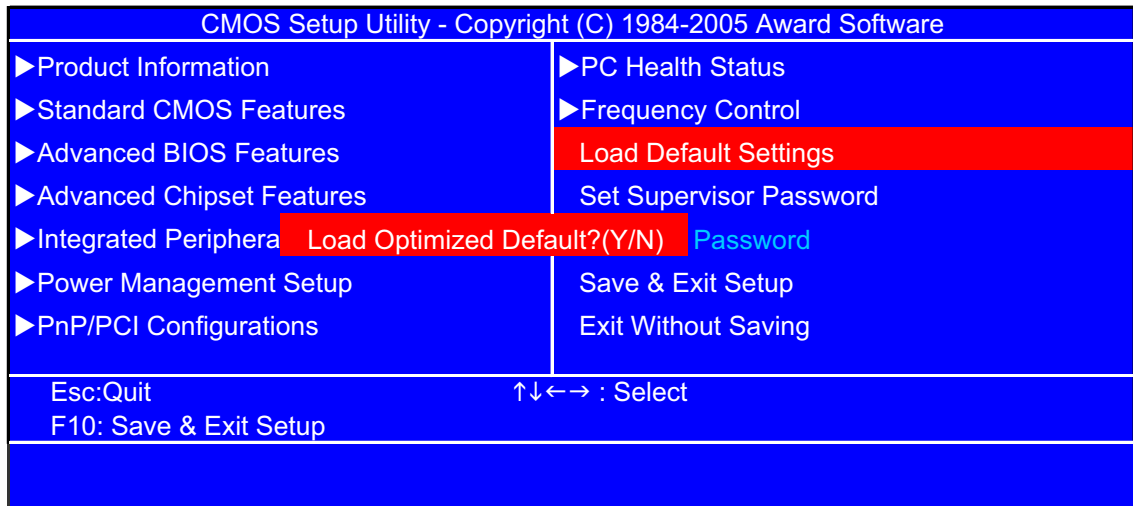
Parameter	Description
Shutdown Temperature	This category disables or enables system shutdown temperature.
Vcore	Detect system's voltage status automatically
CPU Temperature	Detect CPU Temperature automatically
CPU / SYSTEM FAN Speed (RPM)	Detect CPU/SYSTEM Fan Speed status automatically
CPU Smart FAN Control	This item display the system Smart Fan Function status. It is always enabled by system.
	Enabled

---

## Load Default Settings

Selecting the field loads the factory defaults for BIOS and Chipset Features which the system automatically detects. This option opens a dialog box that lets you install optimized defaults for all appropriate items in the Setup Utility. Press <OK> and then <Enter> to install the defaults. Press <Cancel> and then <Enter> to not install the defaults.

If you only want to install setup defaults for a specific option, select and display that option, and then press<F9>.



## Set Supervisor/User Password

When this function is selected, the following message appears at the center of the screen to assist you in creating a password.

ENTER PASSWORD

Type the password, up to eight characters, and press <Enter>. The password typed now will clear any previously entered password from CMOS memory. You will be asked to confirm the password. Type the password again and press <Enter>. You may also press <Esc> to abort the selection.

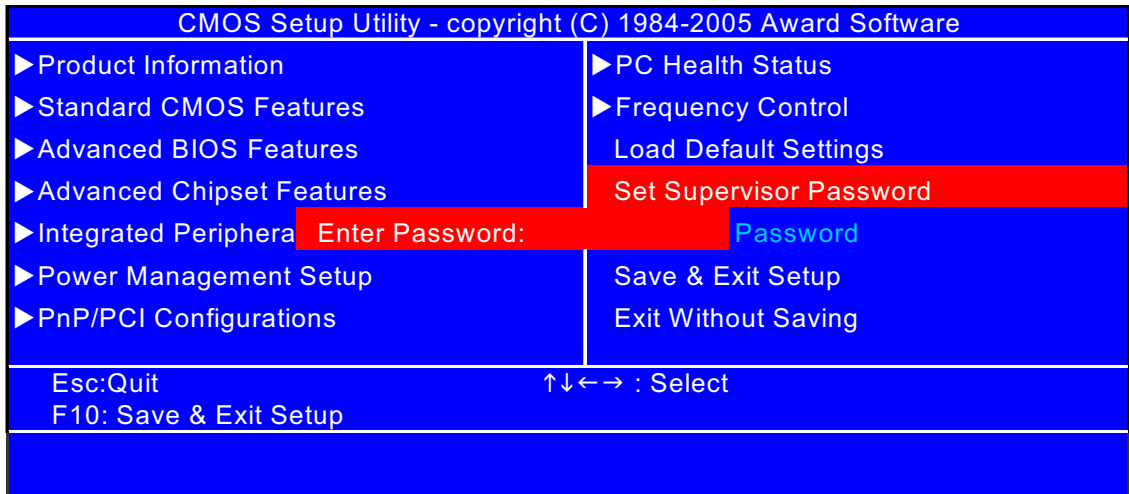
To disable password, just press <Enter> when you are prompted to enter password. A message will confirm the password being disabled. Once the password is disabled, the system will boot and you can enter BIOS Setup freely.

PASSWORD DISABLED

If you have selected "System" in "Security Option" of "BIOS Features Setup" menu, you will be prompted for the password every time the system reboots or any time you try to enter BIOS Setup.

If you have selected "Setup" at "Security Option" from "BIOS Features Setup" menu, you will be prompted for the password only when you enter BIOS Setup.

Supervisor Password has higher priority than User Password. You can use Supervisor Password when booting the system or entering BIOS Setup to modify all settings. Also you system or entering BIOS Setup but can not modify any setting if Supervisor Password is enabled.



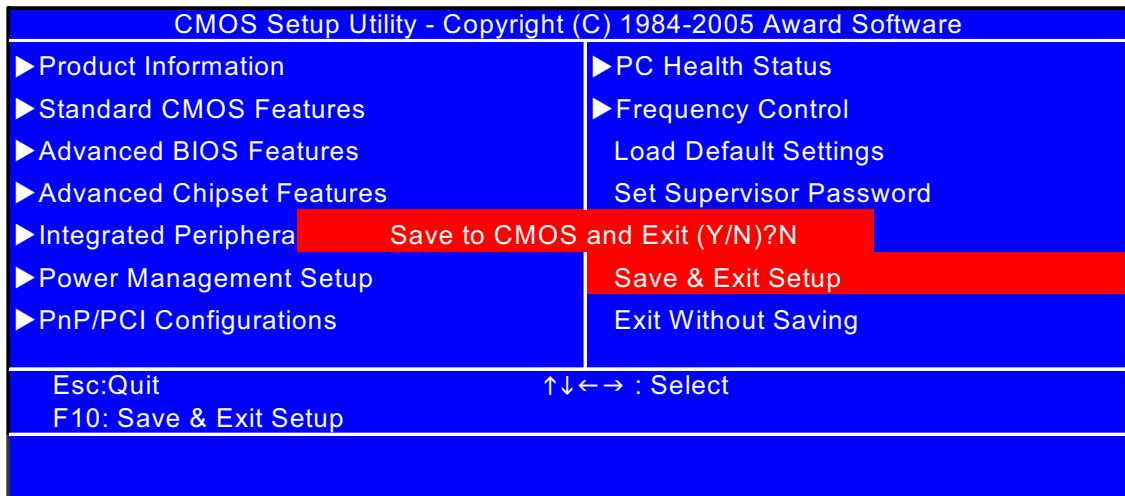


---

## Save & Exit Setup

Highlight this item and press <Enter> to save the changes that you have made in the Setup Utility and exit the Setup Utility.

When the Save and Exit dialog box appears, press <Y> to save and exit, or press <N> to return to the main menu.



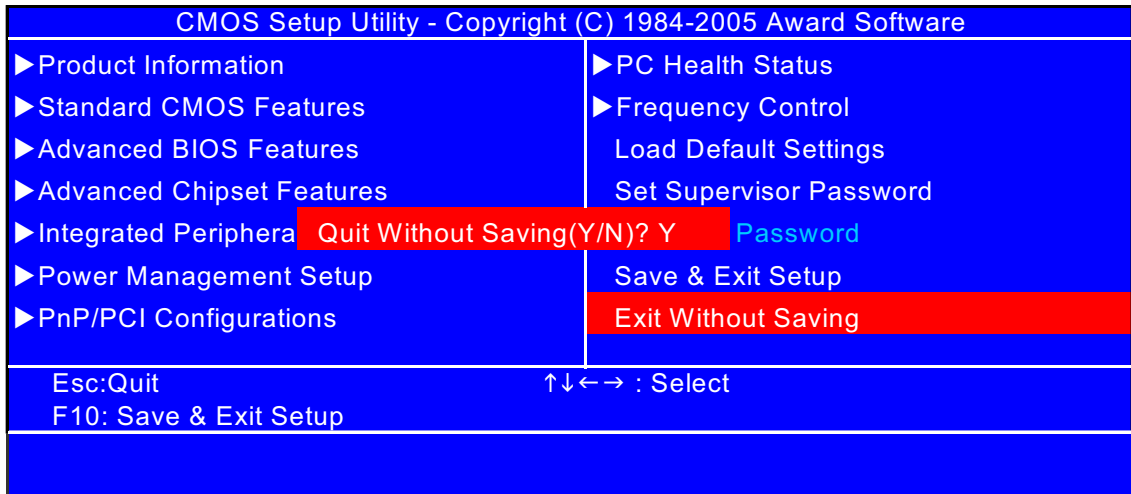
---

## ***Exit Without Saving***

Highlight this item and press <Enter> to discard any changes that you have made in the Setup Utility and exit the Setup Utility.

When the Exit Without Saving dialog box appears, press <Y> to discard changes and exit, or press <N> to return to the main menu.

**NOTE:** If you have made settings that you do not want to save, use the Exit Without Saving item and press <Y> to discard any changes you have made.



## ***Machine Disassembly and Replacement***

---

This chapter displays the disassembly procedure of Aspire T160/E360 and AcerPower M6.

To disassemble the computer, you need the following tools:

- Wrist grounding strap and conductive mat for preventing electrostatic discharge
- Wire cutter
- Phillips screwdriver (may require different size)

**NOTE:** The screws for the different components vary in size. During the disassembly process, group the screws with the corresponding components to avoid mismatches when putting back the components.

---

## ***General Information***

### ***Before You Begin***

Before proceeding with the disassembly procedure, make sure that you do the following:

1. Turn off the power to the system and all peripherals.
2. Unplug the AC adapter and all power and signal cables from the system.

---

## ***Aspire T160 and AcerPower M6 Disassembly Procedure***

This section tells you how to disassemble the system when you need to perform system service.


**NOTE:** Before you proceed, make sure you have turned off the system and all peripherals connected to it.

### ***Open the Computer***

1. Place the system unit on a flat and steady surface.



2. Release the lock handle and slide the left cover out.




### ***Disconnect the Cables***


1. Disconnect the AUDIO cable.




2. Disconnect the USB and Front LED ASSY cables.




3. Disconnect the System fan connector and 12V power connector from the main board connector.




4. Disconnect the P1 power cable and ODD data cable from the main board connector.




5. Disconnect the FDD data cable from the main board connector.




6. Disconnect the ODD data cable and power cable from the rear of ODD.



7. Disconnect the FDD data cable and power cable from the rear of FDD.




8. Disconnect the HDD data cable and power cable from the rear of HDD and main board.



### ***Detach the HDD, FDD, ODD and Card Reader (if equipped)***

1. Rail the holder shown below, then take the HDD out from the chassis.




2. Release the three latches on the front bezel, then remove the front bezel.






3. Rail the holder shown below, then take the ODD out from the chassis.



4. Rail the holder shown below, then take the FDD out from the chassis.




5. Rail the holder shown below, then take the Card Reader out from the chassis.




## ***Detach the USB Module***

Release the screw shown below, then take off the USB module altogether with the USB & Audio cable.





## ***Detach the CPU Cooler***

1. Disconnect the CPU cooler power cable.




2. Release the CPU Cooler latch, then remove it.



---


## ***Remove the Memory***

Push and release those two latches to remove the memory.




## ***Remove the System Fan***

Release those four screws on back panel to remove the fan.



## ***Remove the Main board***

Release those eight screws marked to remove the main board.



---


## ***Remove the Power Supply***

Release those four screws marked to remove the Power Supply.



## ***Remove the CPU***

Release the CPU latch on the Socket and remove the CPU.




---

# *Aspire E360 Disassembly Procedure*

## *Open the Computer*

1. Place the system unit on a flat and steady surface.
2. Release the lock handle and slide the left cover out.




## *Remove the PCI*


1. Lift the PCI lock up and remove it.



2. Pull out the VGA card.



3. Pull out the CD\_IN cable from TV tuner card.



4. Pull out the TV tuner card.




5. Pull out the Modem card.




### ***Detach the CPU Cooler***

1. Disconnect the CPU Cooler power cable.




2. Release the CPU Cooler latch then remove it.




### ***Remove the Memory***

Press those latches on the left and right sides to pop up the four memories.




### ***Disconnect the Cables***


1. Disconnect the Audio cable and CD\_IN cable.




2. Disconnect the USB, Card Reader and Front LED ASSY cables.




3. Disconnect the 12V power cable, System Fan cable and 1394 cable from the main board connectors.



4. Disconnect the P1 power cable and ODD data cable from the main board.




5. Disconnect the FDD data cable from the main board connector.






6. Pull out the FDD data cable and power cable from the FDD and disconnect the IR cable between the front bezel and Card Reader module.



7. Pull out the slave ODD power cable and data cable.




8. Disconnect the bezel LED cable and the ODD power cable.



9. Pull out the master ODD data cable and power cable.



10. Disconnect the HDD data cables and power cables from the rear of the HDD.





11. Disconnect the HDD data cables from the main board.



### ***Disassemble the HDD, ODD, FDD and Card Reader***


1. Release the HDD rails to disassemble the two HDDs.




2. Release the three latches marked to separate the front bezel from the housing case, then lead the cables out.




3. Release the ODD rails and disassemble the two ODDs.



4. Release the FDD rail and disassemble the FDD.




5. Release the rail and remove the Card Reader.



---


## ***Disassemble the USB Module***

Release the screw marked as arrow indicates, then detach the USB module altogether with the USB & Audio cables.




## ***Remove the System Fan***

Release the four screws marked as photo, then detach the fan.



## ***Remove the Main Board***

Release the eight screws marked as photo, then take out the main board.



---

## ***Remove the Power Supply***

Release the four screws marked as photo, then detach the power supply.



## ***Separate the CPU from the Main Board***

Release the CPU latch on the socket, then remove the CPU.



## ***Troubleshooting***

---

This chapter provides troubleshooting information for the Aspire T160/E360 and AcerPower M6

- Power-On Self-Test (POST)
- Index of Error Message
- Index of Error Symptoms
- Undetermined Problems

## Power-On Self-Test (POST)

Each time you turn on the system, the Power-on Self Test (POST) is initiated. Several items are tested during POST, but is for the most part transparent to the user.

The Power-On Self Test (POST) is a BIOS procedure that boots the system, initializes and diagnoses the system components, and controls the operation of the power-on password option. If POST discovers errors in system operations at power-on, it displays error messages on screen, generates a check point code at port 80h or even halts the system if the error is fatal.

The main components on the main board that must be diagnosed and/or initialized by POST to ensure system functionality are as follows:

- Microprocessor with built-in numeric co-processor and cache memory subsystem
- Direct Memory Access (DMA) controller
- Interrupt system
- Three programmable timers
- ROM subsystem
- RAM subsystem
- CMOS RAM subsystem and real time clock/calendar with battery backup
- Onboard parallel interface controller
- Embedded hard disk interface and one diskette drive interface
- Keyboard and auxiliary device controllers
- 1.44M floppy controller
- I/O ports
  - One parallel port
  - One PS/2-compatible mouse port
  - One PS/2-compatible keyboard port

**NOTE:** When Post executes a task, it uses a series of preset numbers called check points to be latched at port 80h, indicating the stages it is currently running. This latch can be read and shown on a debug board. The following table describes the BIOS common tasks carried out by POST. Each task is denoted by a unique check point number. For other unique check point numbers that are not listed in the table, refer to the corresponding product service guide. Post Checkpoints List: The list may vary accordingly depending on your BIOS.

Checkpoint	Description
CFh	Test CMOS R/W functionality
C0h	Early chipset initialization: <ul style="list-style-type: none"><li><input type="checkbox"/> Disable shadow RAM</li><li><input type="checkbox"/> Disable L2 cache (socket 7 or below)</li><li><input type="checkbox"/> Program basic chipset registers</li></ul>
C1h	Detect memory <ul style="list-style-type: none"><li><input type="checkbox"/> Auto-detection of DRAM size, type and ECC.</li><li><input type="checkbox"/> Auto-detection of L2 cache (socket 7 or below)</li></ul>
C3h	Expand compressed BIOS code to DRAM
C5h	Call chipset hook to copy BIOS back to E000 & F000 shadow RAM.
01h	Expand the Xgroup codes locating in physical address 1000:0

Checkpoint	Description
02h	Reserved
03h	Initial Superio_Early_Init switch
04h	Reserved
05h	1. Blank out screen 2. Clear CMOS error flag
06h	Reserved
07h	1. Clear 8042 interface 2. Initialize 8042 self-test
08h	1. Test special keyboard controller for Win bond 977 series Super I/O chips. 2. Enable keyboard interface.
09h	Reserved
0Ah	1. Disable PS/2 mouse interface (optional) 2. Auto detect ports for keyboard & mouse followed by a port & interface swap (optional). 3. Reset keyboard for Win bond 977 series Super I/Q chips.
0Bh	Reserved
0Ch	Reserved
0Dh	Reserved
0Eh	Test F000h segment shadow to see whether it is R/W-able or not. If test fails, keep beeping the speaker.
0Fh	Reserved
10h	Auto detect flash type to load appropriate flash R/W codes into the run time area in F000 for ESCD & DMI support.
11h	Reserved
12h	Use walking 1's algorithm to check out interface in CMOS circuitry. Also set real-time clock power status, and then check for override.
13h	Reserved
14h	Program chipset default values into chipset. Chipset default values are MODBINable by OEM customers.
15h	Reserved
16h	Initial Early_Init_Onboard_Generator switch.
17h	Reserved
18h	Detect CPU information including brand, SMI type (Cyrix or Intel) and CPU level (586 or 686)
19h	Reserved
1Ah	Reserved
1Bh	Initial interrupts vector table. If no special specified, all H/W interrupts are directed to SPURIOUS_INT_HDLR & S/W interrupts to SPURIOUS_soft_HDLR.
1Ch	Reserved
1Dh	Initial Early_PM_INIT switch.
1Eh	Reserved
1Fh	Load keyboard matrix (notebook platform)
20h	Reserved
21h	HPM initialization (notebook platform)
22h	Reserved



Checkpoint	Description
23h	<ol style="list-style-type: none"> <li>1. Check validity of RTC value: e.g. a value of 5Ah is an invalid value for RTC minute.</li> <li>2. Load CMOS settings into BIOS stack. If CMOS checksum fails, use default value instead.</li> <li>3. Prepare BIOS resource map for PCI &amp; PnP use. If ESCD is valid, take into consideration of the ESCD's legacy information.</li> <li>4. Onboard clock generator initialization. Disable respective clock resource to empty PCI &amp; DIMM slots.</li> <li>5. Early PCI initialization <ul style="list-style-type: none"> <li>-Enumerate PCI bus number</li> <li>-Assign memory &amp; I/O resource</li> <li>-Search for a valid VGA device and VGA BIOS, and put it into C000:0</li> </ul> </li> </ol>
24h	Reserved
25h	Reserved
26h	Reserved
27h	Initialize INT 09 buffer
28h	Reserved
29h	<ol style="list-style-type: none"> <li>1. Program CPU internal MTRR (P6 &amp; PII) for 0-640K memory address.</li> <li>2. Initialize the APIC for Pentium class CPU.</li> <li>3. Program early chipset according to CMOS setup. Example: onboard IDE controller.</li> <li>4. Measure CPU speed.</li> <li>5. Invoke video BIOS.</li> </ol>
2Ah	Reserved
2Bh	Reserved
2Ch	Reserved
2Dh	<ol style="list-style-type: none"> <li>1. Initialize multi-language</li> <li>2. Put information on screen display, including Award title, CPU type, CPU speed.</li> </ol>
2Eh	Reserved
2Fh	Reserved
30h	Reserved
31h	Reserved
32h	Reserved
33h	Reset keyboard except Win bond 977 series Super I/O chips.
34h	Reserved
35h	Reserved
36h	Reserved
37h	Reserved
38h	Reserved
39h	Reserved
3Ah	Reserved
3Bh	Reserved
3Ch	Test 8254.
3Dh	Reserved
3Eh	Test 8259 interrupt mask bits for channel 1

Checkpoint	Description
3Fh	Reserved
40h	Test 8259 interrupt mask bits for channel 2
41h	Reserved
42h	Reserved
43h	Test 8259 functionality
44h	Reserved
45h	Reserved
46h	Reserved
47h	Initialize EISA slot
48h	Reserved
49h	<ol style="list-style-type: none"> <li>1. Calculate total memory by testing the last double word of each 64K.</li> <li>2. Program writes allocation for AMD K5 CPU.</li> </ol>
4Ah	Reserved
4Bh	Reserved
4Ch	Reserved
4Dh	Reserved
4Eh	<ol style="list-style-type: none"> <li>1. Program MTRR of M1 CPU.</li> <li>2. Initialize L2 cache for P6 class CPU &amp; program CPU with proper cacheable range.</li> <li>3. Initialize the APIC for P6 class CPU.</li> <li>4. On MP platform, adjust the cacheable range to smaller one in case the cacheable ranges between each CPU are not identical.</li> </ol>
4Fh	Reserved
50h	Initialize USB
51h	Reserved
52h	Test all memory (clear all extended memory to 0)
53h	Reserved
54h	Reserved
55h	Display number of processors (multi-processor platform)
56h	Reserved
57h	<ol style="list-style-type: none"> <li>1. Display PnP logo</li> <li>2. Early ISA PnP initialization -Assign CSN to every ISA PnP device.</li> </ol>
58h	Reserved
59h	Initialize the combined Trend Anti-Virus code.
5Ah	Reserved
5Bh	(Optional Feature) Show message for entering AWDFLASH.EXE from FDD (optional)
5Ch	Reserved
5Dh	<ol style="list-style-type: none"> <li>1. Initialize Init_Onboard_Super_I/O switch.</li> <li>2. Initialize Init_Onboard_AUDIO switch.</li> </ol>
5Eh	Reserved
5Fh	Reserved
60h	Okay to enter Setup utility; i.e. not until this POST stage can users enter the CMOS setup utility.

Checkpoint	Description
61h	Reserved
62h	Reserved
63h	Reserved
64h	Reserved
65h	Initialize PS/2 Mouse
66h	Reserved
67h	Prepare memory size information for function call: INT 15h ax=E820h
68h	Reserved
69h	Turn on L2 cache
6Ah	Reserved
6Bh	Program chipset registers according to items described in Setup & Auto-configuration table.
6Ch	Reserved
6Dh	1. Assign resources to all ISA PnP devices. 2. Auto assign ports to onboard COM ports if the corresponding item in Setup is set to AUTO
6Eh	Reserved
6Fh	1. Initialize floppy controller 2. Set up floppy related fields in 40: hardware.
70h	Reserved
71h	Reserved
72h	Reserved
73h	(Optional Feature) Enter AWDFLASH.EXE if: -AWDFLASH is found in floppy drive -ALT+F2 is pressed
74h	Reserved
75h	Detect & install all IDE devices: HDD, LS120, ZIP,CDROM.....
76h	Reserved
77h	Detect serial port & parallel port
78h	Reserved
79h	Reserved
7Ah	Detect & install co-processor
7Bh	Reserved
7Ch	Reserved
7Dh	Reserved
7Eh	Reserved
7Fh	1. Switch back to text mode if full screen logo is supported. -If errors occur, report errors & wait for keys -If no errors occur or F1 key is pressed to continue: Clear EPA or customization logo.
80h	Reserved
81h	Reserved

Checkpoint	Description
82h	<ol style="list-style-type: none"> <li>1. Call chipset power management hook.</li> <li>2. Recover the text fond used by EPA logo (not for full screen logo)</li> <li>3. If password is set, ask for password.</li> </ol>
83h	Save all data in stack back to CMOS.
84h	Initialize ISA PnP boot devices.
85h	<ol style="list-style-type: none"> <li>1. USB final Initialization</li> <li>2. NET PC: Build SYSID structure</li> <li>3. Switch screen back to text mode.</li> <li>4. Set up ACPI table at top of memory.</li> <li>5. Invoke ISA adapter ROMs.</li> <li>6. Assign IRQs to PCI devices</li> <li>7. Initialize APM</li> <li>8. Clear noise of IRQs</li> </ol>
86h	Reserved
87h	Reserved
88h	Reserved
89h	Reserved
90h	Reserved
91h	Reserved
92h	Reserved
93h	Read HDD boot sector information for Trend Anti-Virus code
94h	<ol style="list-style-type: none"> <li>1. Enable L2 cache</li> <li>2. Program boot up speed</li> <li>3. Chipset final initialization</li> <li>4. Power management final initialization</li> <li>5. Clear screen &amp; display summary table</li> <li>6. Program K6 write allocation</li> <li>7 Program P6 class write combining.</li> </ol>
95h	<ol style="list-style-type: none"> <li>1. Program daylight saving</li> <li>2. Update keyboard LED &amp; typematic rate</li> </ol>
96h	<ol style="list-style-type: none"> <li>1. Build MP table</li> <li>2. Build &amp; update ESCD</li> <li>3. Set CMOS century to 20h or 19h</li> <li>4. Load CMOS time into DOS timer tick</li> <li>5. Build MSIRQ routing table</li> </ol>
FFh	Boot attempt (INT 19h)

## POST Error Messages List

If you cannot run the diagnostics program tests but did receive a POST error message, use “POST Error Messages List” to diagnose system problems. If you did not receive any error message, look for a description of your error symptoms in Error Symptoms List.

**NOTE:** When you have deemed it necessary to replace an FRU, and have done so, you must run a total system check to ensure that no other activity has been affected by the change. This system check can be done through the diagnostics program.

**NOTE:** Check all power supply voltages, switch, and jumper settings before you replace the main board. Also check the power supply voltages if you have a “system no-power” condition.

If you are unable to correct the problem by using the “BIOS Messages List” table and “Error Symptoms List” table, go to “Undetermined Problems”.

To diagnose a problem, first find the BIOS error messages in the left column. If directed to a check procedure, replace the FRU indicated in the check procedure. If no check procedure is indicated, the first Action/FRU listed in right column is the most likely cause.

BIOS Messages	Action/FRU
BIOS ROM checksum error - System halted	The checksum of the BIOS code in the BIOS chip is incorrect, indicating the BIOS code may have become corrupt. Contact your system dealer to replace the BIOS.
CMOS Battery Failed	The CMOS battery is no longer functional. Contact your system dealer for a replacement the BIOS.
CMOS Checksum Error- defaults loaded	Checksum of CMOS is incorrect, so the system loads the default equipment configuration. A checksum error may indicate that CMOS has become corrupt. A weak battery may have caused this error. Check the battery and replace if necessary.
CPU at nnnn	Displays the running speed of CPU.
Display switch is set incorrectly	The display switch on the motherboard can be set to either monochrome or color. This message indicates the switch is set to a different setting than indicated in Setup. Determine which setting is correct, and then either turn off the system and change the jumper, or enter Setup and change the Video selection.
Press ESC to skip memory test	The user may press Esc to skip the full memory test.
Floppy disk(s) fail	Cannot find or initialize the floppy drive controller or the drive. Make sure the controller is installed correctly, if no floppy drives are installed, be sure the Diskette Drive selection in Setup is set to NONE or AUTO.
HARD DISK initializing - Please wait a moment	Some hard drives require extra time to initialize.
HARD DISK INSTALL FAILURE	Cannot find or initialize the hard drive controller or the drive. Make sure the controller is installed correctly. If no hard drives are installed, be sure the Hard Drive Selection in Setup is set to NONE.
Hard disk(s) diagnosis fail	The system may run specific disk diagnostic routines. This message appears if one or more hard disks return an error when the diagnostics run.

BIOS Messages	Action/FRU
Keyboard Error Or No Keyboard Present	Cannot initialize the keyboard. Make sure the keyboard is attached correctly and no keys are pressed during POST. To purposely configure the system without a keyboard, set the error halt condition in Setup to HALT ON ALL, BUT KEYBOARD. The BIOS then ignores the missing keyboard during POST.
Keyboard is locked out - Unlock the key	This message usually indicates that one or more keys have been pressed during the keyboard tests. Be sure no objects are resting on the keyboard.
Memory Test:	This message displays during a full memory test, counting down the memory areas being tested.
Memory test fail	If POST detects an error during memory testing, additional information appears giving specifics about the type and location of the memory error.
Override enabled - Defaults loaded	If the system cannot boot using the current CMOS configuration, the BIOS can override the current configuration with a set of BIOS defaults designed for the most stable, minimal-performance system operations.
Press TAB to show POST screen	System OEMs may replace the Phoenix Technologies Award BIOS POST display with their own proprietary display. Including this message in the OEM display permits the operator to switch between the OEM display and the default POST display.
Primary master hard disk fail	POST detects an error in the primary master IDE hard drive.
Primary slave hard disk fail	POST detects an error in the secondary master IDE hard drive.
Secondary master hard disk fail	POST detects an error in the primary slave IDE hard drive.
Secondary slave hard disk fail	POST detects an error in the secondary slave IDE hard drive.

## Error Symptoms List

**NOTE:** To diagnose a problem, first find the error symptom in the left column. If directed to a check procedure, replace the FRU indicated in the check procedure. If no check procedure is indicated, the first Action/FRU listed in right column is the most likely cause.

Error Symptom	Action/FRU
<b>Processor / Processor Fan</b>	
<b>NOTE:</b> Normally, the processor fan should be operative, and the processor clock setting should be exactly set to match its speed requirement before diagnosing any processor problems.	
Processor fan does not run but power supply fan runs.	<ol style="list-style-type: none"> <li>1. Ensure the system is not in power saving mode. See "Power Management" in chapter 2.</li> <li>2. With the system power on, measure the voltage of processor fan connector. Its reading should be +12Vdc. Its reading should be +12Vdc. If the reading shows normal, but the fan still does not work, then replace a good fan.</li> <li>3. Main board.</li> </ol>
Processor test failed.	<ol style="list-style-type: none"> <li>1. Processor.</li> <li>2. Main board.</li> </ol>
<b>Main board and Memory</b>	
<b>NOTE:</b> Ensure the memory modules are installed properly and the contact leads are clean before diagnosing any system problems.	
Memory test failed.	<ol style="list-style-type: none"> <li>1. See "Memory"</li> <li>2. Main board</li> </ol>
Incorrect memory size shown or repeated during POST.	<ol style="list-style-type: none"> <li>1. Insert the memory modules in the DIMM sockets properly, then reboot the system.</li> <li>2. Memory module.</li> <li>3. Main board.</li> </ol>
System works but fails to enter power saving mode when the Power Management Mode is set to Enabled.	<ol style="list-style-type: none"> <li>1. Enter BIOS Setup and load default settings. In Windows Systems, check settings in Power Management Property of Control Panel.</li> <li>2. Reload software from Recovery CD.</li> </ol>
Blinking cursor only; system does not work.	<ol style="list-style-type: none"> <li>1. Diskette/IDE drive connection/cables</li> <li>2. Diskette/IDE disk drives</li> <li>3. See "Undetermined Problems".</li> <li>4. Main board</li> </ol>
<b>Diskette Drive</b>	
<b>NOTE:</b> Ensure the diskette drive is auto-setting in BIOS Setup and its read/write head is clean before diagnosing any diskette drive problems. (If only one drive is installed, please make sure the drive is connected to master connector or the drive is set to master.)	
Media and drive are mismatched.	<ol style="list-style-type: none"> <li>1. Ensure the diskette drive is configured correctly in the Disk Drives of BIOS Setup.</li> <li>2. Ensure the diskette drive is correctly formatted.</li> <li>3. Diskette drive connection/cable</li> <li>4. Diskette drive</li> <li>5. Main board</li> </ol>
Diskette drive does not work.	<ol style="list-style-type: none"> <li>1. Ensure the diskette drive is not set to None in the Disk Drives of BIOS Setup.</li> <li>2. Diskette drive power</li> <li>3. Diskette drive connection/cable</li> <li>4. Diskette drive</li> <li>5. Main board</li> </ol>

Error Symptom	Action/FRU
Diskette drive read/write error.	<ol style="list-style-type: none"> <li>1. Diskette.</li> <li>2. Diskette drive cable.</li> <li>3. Diskette drive.</li> <li>4. Main board.</li> </ol>
Diskette drive LED comes on for more than 2 minutes when reading data.	<ol style="list-style-type: none"> <li>1. Diskette</li> <li>2. Diskette drive connection/cable</li> <li>3. Diskette drive</li> <li>4. Main board</li> </ol>
Diskette drive LED fails to light, and the drive is unable to access for more than 2 minutes.	<ol style="list-style-type: none"> <li>1. Diskette</li> <li>2. Diskette drive power</li> <li>3. Diskette drive connection/cable</li> <li>4. Diskette drive</li> <li>5. Main board</li> </ol>
Diskette drive test failed.	<ol style="list-style-type: none"> <li>1. Diskette</li> <li>2. Diskette drive</li> <li>3. Diskette drive cable</li> <li>4. Main board</li> </ol>
<b>Hard Disk Drive</b>	
<b>NOTE:</b> Ensure hard disk drive is configured correctly in BIOS Setup, cable/jumper are set correctly before diagnosing any hard disk drive problems. (If only one drive is installed, please make sure the drive is connected to master connector or the drive is set to master.)	
Hard disk drive test failed.	<ol style="list-style-type: none"> <li>1. Enter BIOS Setup and Load default settings.</li> <li>2. Hard disk drive cable.</li> <li>3. Hard disk drive.</li> <li>4. Main board.</li> </ol>
Hard disk drive cannot format completely.	<ol style="list-style-type: none"> <li>1. Enter BIOS Setup and Load default settings.</li> <li>2. Hard disk drive cable.</li> <li>3. Hard disk drive.</li> <li>4. Main board.</li> </ol>
Hard disk drive has write error.	<ol style="list-style-type: none"> <li>1. Enter BIOS Setup and Load default settings.</li> <li>2. Hard disk drive.</li> </ol>
Hard disk drive LED fails to light, but system operates normally.	<ol style="list-style-type: none"> <li>1. With the system power on, measure the voltage of hard disk LED connector.</li> <li>2. Hard drive LED cable.</li> </ol>
<b>CD/DVD-ROM Drive</b>	
<b>NOTE:</b> Ensure CD/DVD-ROM drive is configured correctly in BIOS Setup, cable/jumper are set correctly and its laser beam is clean before diagnosing any CD/DVD-ROM drive problems.	
CD/DVD-ROM drive LED doesn't come on but works normally.	<ol style="list-style-type: none"> <li>1. CD/DVD-ROM drive</li> </ol>
<p>CD/DVD-ROM drive LED flashes for more than 30 seconds before LED shutting off.</p> <p>Software asks to reinstall disc. Software displays a reading CD/DVD error.</p>	<ol style="list-style-type: none"> <li>1. CD/DVD-ROM may have dirt or foreign material on it. Check with a known good disc.</li> <li>2. CD/DVD-ROM is not inserted properly.</li> <li>3. CD/DVD-ROM is damaged.</li> </ol>
CD/DVD-ROM drive cannot load or eject when the system is turned on and its eject button is pressed and held.	<ol style="list-style-type: none"> <li>1. Disconnect all cables from CD/DVD-ROM drive except power cable, then press eject button to try to unload the disk.</li> <li>2. CD/DVD-ROM drive power.</li> <li>3. CD/DVD-ROM drive</li> </ol>



Error Symptom	Action/FRU
CD/DVD-ROM drive does not read and there are no messages are displayed.	<ol style="list-style-type: none"> <li>1. CD may have dirt or foreign material on it. Check with a known good disc.</li> <li>2. Ensure the CD/DVD-ROM driver is installed properly.</li> <li>3. CD/DVD-ROM drive.</li> </ol>
CD/DVD-ROM drive can play audio CD but no sound output.	<ol style="list-style-type: none"> <li>1. Ensure the headphone jack of the CD/DVD-ROM has an output.</li> <li>2. Turn up the sound volume.</li> <li>3. Speaker power/connection/cable.</li> <li>4. CD/DVD-ROM drive.</li> </ol>
<b>Real-Time Clock</b>	
Real-time clock is inaccurate.	<ol style="list-style-type: none"> <li>1. Ensure the information in the Standard CMOS Feature of BIOS Setup is set correctly.</li> <li>2. RTC battery.</li> <li>3. Main board</li> </ol>
<b>Audio</b>	
Audio software program invokes but no sound comes from speakers.	<ol style="list-style-type: none"> <li>1. Speaker power/connection/cable.</li> </ol>
<b>Modem</b>	
Modem ring cannot wake up system from suspend mode.	<ol style="list-style-type: none"> <li>1. For the External Modem, make sure Power on By Ring in BIOS Setup or Power Management is set to Enabled. For the PCI modem, make sure Wake up by PCI card is set to Enabled.</li> <li>2. If PCI modem card is used, reinsert the modem card to PCI slot firmly or replace the modem card.</li> <li>3. In Win 98, ensure the telephone application is configured correctly for your modem and set to receive messages and/or fax.</li> </ol>
Data/fax modem software program invokes but cannot receive/send data/fax	<ol style="list-style-type: none"> <li>1. Ensure the modem card is installed properly.</li> </ol>
Fax/voice modem software program invokes but has no sound output. (Data files are received normally; voice from modem cannot be produced, but system sound feature works normally.)	<ol style="list-style-type: none"> <li>1. Ensure the modem voice-in cable from modem adapter card to main board</li> </ol>
<b>Video and Monitor</b>	
Video memory test failed. Video adapter failed.	<ol style="list-style-type: none"> <li>1. Remove all non-factory-installed cards.</li> <li>2. Load default settings (if screen is readable).</li> <li>3. Main board</li> </ol>
Display problem: - Incorrect colors No high intensity Missing, broken, or incorrect characters Blank monitor (dark) Blank monitor (bright) Distorted image Unreadable monitor Other monitor problems	<ol style="list-style-type: none"> <li>1. Monitor signal connection/cable.</li> <li>2. Monitor</li> <li>3. Video adapter card</li> <li>4. Main board</li> </ol>
Display changing colors.	<ol style="list-style-type: none"> <li>1. Monitor signal connection/cable</li> <li>2. Monitor</li> <li>3. Main board</li> </ol>

---

<b>Error Symptom</b>	<b>Action/FRU</b>
Display problem not listed above (including blank or illegible monitor).	<ol style="list-style-type: none"><li>1. "Monitor"</li><li>2. Load default settings (if screen is readable).</li><li>3. Main board</li></ol>

Error Symptom	Action/FRU
<b>Parallel/Serial Port</b>	
Execute "Load BIOS Default Settings" in BIOS Setup to confirm ports presence before diagnosing any parallel/serial ports problems.	
Serial or parallel port loop-back test failed.	<ol style="list-style-type: none"> <li>1. Make sure that the LPT# or COM# you test is the same as the setting in BIOS Setup.</li> <li>2. Loop-back.</li> <li>3. Main board.</li> </ol>
Printing failed.	<ol style="list-style-type: none"> <li>1. Ensure the printer driver is properly installed. Refer to the printer service manual.</li> <li>2. Printer.</li> <li>3. Printer cable.</li> <li>4. Main board.</li> </ol>
Printer problems.	<ol style="list-style-type: none"> <li>1. Refer to the service manual for the printer.</li> </ol>
<b>Keyboard</b>	
Some or all keys on keyboard do not work.	<ol style="list-style-type: none"> <li>1. Keyboard</li> </ol>
<b>Power Supply</b>	
Pressing power switch does not turn off system. (Only unplugging the power cord from electrical outlet can turn off the system.)	<ol style="list-style-type: none"> <li>1. Ensure the Soft-off by PWR-BTTN. in BIOS Setup of Power Management is not set to Instant-off.</li> <li>2. Power switch cable assembly</li> </ol>
Pressing power switch does not turn on the system.	<ol style="list-style-type: none"> <li>1. Ensure the power override switch (situated at the back of the machine, just above the connector for the power cable) is not set to OFF.</li> <li>2. Power switch cable assembly.</li> </ol>
Executing software shutdown from Windows98 Start menu does not turn off the system. (Only pressing power switch can turn off the system).	<ol style="list-style-type: none"> <li>1. Load default settings.</li> <li>2. Reload software from Recovery CD.</li> </ol>
No system power, or power supply fan is not running.	<ol style="list-style-type: none"> <li>1. Power Supply</li> <li>2. Main board</li> </ol>
<b>Other Problems</b>	
Any other problems.	<ol style="list-style-type: none"> <li>1. Undetermined Problems</li> </ol>

---


## ***Undetermined Problems***

If an error message is present, go to "POST Error Messages List". If you did not receive any messages, if the symptom is listed in "or "Error Symptoms List". If you still cannot solve the problem, continue with this check:

1. Check the power supply voltage. If the voltage are correct continue with the following steps:
2. Power off the system unit.
3. Perform the following checks, one by one, until you have isolated the problem FRU.
4. Load default settings in setup.
5. Check all main board jumper positions and switch settings.
6. Check all adapter card jumper positions.
7. Check all device jumper positions.
8. Check all cables and connectors for proper installation.
9. If the jumpers, switches and voltage settings are correct, remove or disconnect the following, one at a time:
  10. Non-Acer devices
    - External devices
    - Any adapter card (modem card, LAN card or video card, if installed)
    - CD/DVD-ROM drive
    - Diskette drive
    - Hard disk drive
    - DIMM
    - Processor
    - Main board
11. Power on the system unit.
12. Repeat steps 2 through 5 until you find the failing device or adapter.

## Jumper and Connector Information

### Connectors Introduction



Item	Description	Item	Description
1	ATX_12V	12	F_1394
2	ATX (Power Connector)	13	SPDIF_OUT
3	CPU_FAN	14	CLR_CMOS
4	SYS_FAN	15	INTR
5	FDD	16	BAT
6	IDE1 / IDE2	18	SPEAKER
7	SATA1 / SATA2 / SATA3 / SATA4		
8	F_PANEL		
9	F_AUDIO		
10	CD_IN		
11, 17	F_USB1 / F_USB2/F_USB3		

## ATX\_12V / ATX (Power Connector)

With the use of the power connector, the power supply can supply enough stable power to all the components on the main board. Before connecting the power connector, please make sure that all components and devices are properly installed. Align the power connector with its proper location on the main board and connect tightly.

The ATX\_12V power connector mainly supplies power to the CPU. If the ATX\_12V power connector is not connected, the system will not start.

**CAUTION:** Please use a power supply that is able to handle the system voltage requirements. It is recommended that a power supply that can withstand high power consumption be used (300W or greater). If a power supply can not provide the required power, it very possibly leads to an unstable system or a system that is unable to start. If you use a 24-pin ATX power supply, please remove the small cover on the power connector on the main board before plugging in the power cord. Otherwise, please do not remove it.




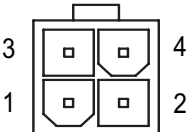
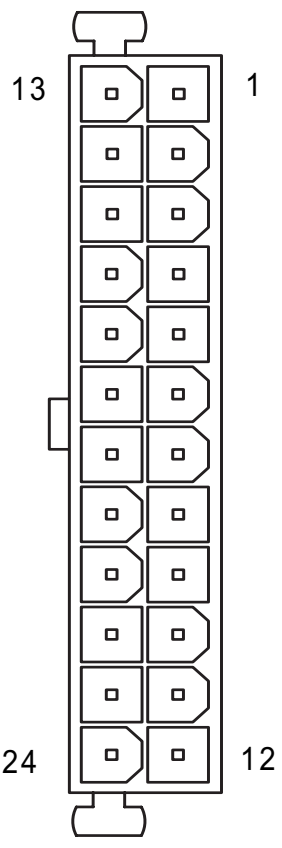
Illustration	Jumper / Header Name	Pin No. and Definition
	ATX_12V Header	1: GND
		2: GND
		3: +12V
		4: +12V

Illustration	Jumper / Header Name	Pin No. and Definition
	ATX Power Header	1: 3.3V
		2: 3.3V
		3: GND
		4: +5V
		5: GND
		6: +5V
		7: GND
		8: Power Good
		9: 5V SB (stand by +5V)
		10: +12V
		11: +12V
		12: 3.3V (only for 24-pin ATX)
		13: 3.3V
		14: -12V
		15: GND
		16: PS_ON (soft On/Off)
		17: GND
		18: GND
		19: GND
		20: -5V
		21: +5V
		22: +5V
		23: +5V
		24: GND

## CPU FAN / SYSTEM FAN (Cooler Fan Power Connector)

The cooler fan power connector supplies a +12V power voltage via a 3-pin/4-pin (only for CPU FAN) power connector and possesses a fool-proof connection design. Most coolers are designed with color-coded power connector wires. A red power connector wire indicates a positive connection and requires a +12V power voltage. The black connector wire is the ground wire (GND). Please remember to connect the power to the cooler to prevent system overheating and failure.

**CAUTION:** Please remember to connect the power to the CPU fan to prevent CPU overheating and failure.




Illustration	Jumper / Header Name	Pin No. and definition
	CPU Fan	1: GND
		2: Power
		3: Sense
	SYS Fan	1: GND
		2: Power
		3: Fan speed



## FDD (Floppy Connector)

The FDD connector is used to connect the FDD cable while the other end of the cable connects to the FDD drive. The types of FDD drives supported are 1.44MB and 2.88MB. Please connect the red power connector wire to the pin1 position.




Illustration	Jumper / Header Name	Pin No. and definition																																																																																																						
	34-pin Floppy	1: GND																																																																																																						
		5: GND																																																																																																						
		7: GND																																																																																																						
		9: GND																																																																																																						
		11: GND																																																																																																						
		13: GND																																																																																																						
		15: GND																																																																																																						
		17: N/C																																																																																																						
		19: GND																																																																																																						
		21: GND																																																																																																						
		23: GND																																																																																																						
		25: GND																																																																																																						
		27: N/C																																																																																																						
		29: GND																																																																																																						
		31: GND																																																																																																						
		33: N/C																																																																																																						
		2: DENSELJ																																																																																																						
<table border="0"> <tr> <td>DENSELJ</td> <td>2</td> <td>2</td> <td>1</td> <td>1</td> <td>GND</td> </tr> <tr> <td>X</td> <td>4</td> <td>4</td> <td>5</td> <td>5</td> <td>GND</td> </tr> <tr> <td>X</td> <td>6</td> <td>6</td> <td>7</td> <td>7</td> <td>GND</td> </tr> <tr> <td>INDEX</td> <td>8</td> <td>8</td> <td>9</td> <td>9</td> <td>GND</td> </tr> <tr> <td>MOTEAJ</td> <td>10</td> <td>10</td> <td>11</td> <td>11</td> <td>GND</td> </tr> <tr> <td>DRVBJ</td> <td>12</td> <td>12</td> <td>13</td> <td>13</td> <td>GND</td> </tr> <tr> <td>DRVAJ</td> <td>14</td> <td>14</td> <td>15</td> <td>15</td> <td>GND</td> </tr> <tr> <td>MOTEBJ</td> <td>16</td> <td>16</td> <td>17</td> <td>17</td> <td>X</td> </tr> <tr> <td>DIRJ</td> <td>18</td> <td>18</td> <td>19</td> <td>19</td> <td>GND</td> </tr> <tr> <td>STEPJ</td> <td>20</td> <td>20</td> <td>21</td> <td>21</td> <td>GND</td> </tr> <tr> <td>WDATAJ</td> <td>22</td> <td>22</td> <td>23</td> <td>23</td> <td>GND</td> </tr> <tr> <td>WGATEJ</td> <td>24</td> <td>24</td> <td>25</td> <td>25</td> <td>GND</td> </tr> <tr> <td>TK00J</td> <td>26</td> <td>26</td> <td>27</td> <td>27</td> <td>X</td> </tr> <tr> <td>WPTJ</td> <td>28</td> <td>28</td> <td>29</td> <td>29</td> <td>GND</td> </tr> <tr> <td>RDATAJ</td> <td>30</td> <td>30</td> <td>31</td> <td>31</td> <td>GND</td> </tr> <tr> <td>SIDE1J</td> <td>32</td> <td>32</td> <td>33</td> <td>33</td> <td>X</td> </tr> <tr> <td>DSKCHG</td> <td>34</td> <td>34</td> <td></td> <td></td> <td></td> </tr> </table>	DENSELJ	2	2	1	1	GND	X	4	4	5	5	GND	X	6	6	7	7	GND	INDEX	8	8	9	9	GND	MOTEAJ	10	10	11	11	GND	DRVBJ	12	12	13	13	GND	DRVAJ	14	14	15	15	GND	MOTEBJ	16	16	17	17	X	DIRJ	18	18	19	19	GND	STEPJ	20	20	21	21	GND	WDATAJ	22	22	23	23	GND	WGATEJ	24	24	25	25	GND	TK00J	26	26	27	27	X	WPTJ	28	28	29	29	GND	RDATAJ	30	30	31	31	GND	SIDE1J	32	32	33	33	X	DSKCHG	34	34					
DENSELJ	2	2	1	1	GND																																																																																																			
X	4	4	5	5	GND																																																																																																			
X	6	6	7	7	GND																																																																																																			
INDEX	8	8	9	9	GND																																																																																																			
MOTEAJ	10	10	11	11	GND																																																																																																			
DRVBJ	12	12	13	13	GND																																																																																																			
DRVAJ	14	14	15	15	GND																																																																																																			
MOTEBJ	16	16	17	17	X																																																																																																			
DIRJ	18	18	19	19	GND																																																																																																			
STEPJ	20	20	21	21	GND																																																																																																			
WDATAJ	22	22	23	23	GND																																																																																																			
WGATEJ	24	24	25	25	GND																																																																																																			
TK00J	26	26	27	27	X																																																																																																			
WPTJ	28	28	29	29	GND																																																																																																			
RDATAJ	30	30	31	31	GND																																																																																																			
SIDE1J	32	32	33	33	X																																																																																																			
DSKCHG	34	34																																																																																																						

Illustration	Jumper / Header Name	Pin No. and definition
		4: N/C
		6: N/C
		8: INDEXJ
		10: MOTEAJ
		12: DRVBJ
		14: DRVAJ
		16: MOTEBJ
		18: DIRJ
		20: SETPJ
		22: WDATAJ
		24: WGATEJ
		26: TK00J
		28: WPTJ
		30: RDATAJ
32: SIDE1J		
34: DSKCHGJ		

### ***IDE1 / IDE2 (IDE Connector)***

An IDE device connects to the computer via an IDE connector. One IDE connector can connect to one IDE cable, and the single IDE cable can then connect to two IDE devices (hard drive or optical drive). If you wish to connect two IDE devices, please set the jumper on one IDE device as Master and the other as Slave.




Illustration	Jumper / Header Name	Pin No. and definition
	IDE Header	1: SLOT_IDERST
		3: IDE_PDD7
		5: IDE_PDD6
		7: IDE_PDD5
		9: IDE_PDD4
		11: IDE_PDD3
		13: IDE_PDD2
		15: IDE_PDD1
		17: IDE_PDD0
		19: GND
		21: IDE_DREQ_P
		23: IDE_IOW_P*
		25: IDE_IOR_P*
		27: IDE_IORDY_P
		29: IDE_DACK_P*
		31: IDE_INTR_P
		33: IDE_ADDR_P1
		35: IDE_ADDR_P0
		37: IDE_CS1_P*
		39: P_HDLED*
		2: GND
		4: IDE_PDD8
		6: IDE_PDD9
		8: IDE_PDD10
		10: IDE_PDD11
		12: IDE_PDD12
	14: IDE_PDD13	
	16: IDE_PDD14	
	18: IDE_PDD15	
	20: KEY	
	22: GND	
	24: WGATEJ	
	26: TK00J	

Illustration	Jumper / Header Name	Pin No. and definition
		28: WPTJ
		30: RDATAJ
		32: SIDE1J
		34: DSKCHGJ
		36: IDE_ADDR_P2
		38: IDE_CS3_P*
		40: GND

### ***SATA1 / SATA2 / SATA3 / SATA4 (Serial ATA Connector)***

Please refer to the BIOS setting for the Serial ATA and install the proper driver in order to work properly.




Illustration	Jumper / Header Name	Pin No. and definition
	7-pin SATA Header	1: GND
		2: SP_TX0P
		3: SP_TX0M
		4: GND
		5: SP_RX0M
		6: SP_RX0P
		7: GND

## F\_PANEL (Front Panel Jumper)

Please connect the power LED, PC speaker, reset switch and power switch of the chassis front panel to the F\_PANEL connector according to the pin assignment below.




Illustration	Jumper / Header Name	Pin No. and definition
	Front Panel Header	1: FP_1
		2: LEDP
		3: P1
		4: PMSLED
		5: GND
		6: SWITCH_ON*
		7: FP_RESET*_FP
		8: GND
		9: FP_9
		10: KEY
		11: 3D3V_SYS
		12: 3D3V_DUAL
		13: P2
		14: LED_TX

## ***F\_AUDIO (Front Audio Panel Connector)***

If you want to use Front Audio connector, you must remove 5-6 and 9-10 Jumpers. In order to utilize the front audio header, your chassis must have front audio connector. Make sure the pin assignment on the cable is the same as the pin assignment on the main board header. To find out if the chassis you are buying support front audio connector, please contact your dealer.




Illustration	Jumper / Header Name	Pin No. and Definition
	Front Panel Audio	1: FMIC1
	2: GND	
	3: FMIC2	
	4: +5V	
	5: AUD-FRONT-R	
	6: LINE_OUT_R	
	7: NC	
	8: KEY	
	9: AUD-FRONT-L	
	10: LINE_OUT_L	

## CD\_IN (CD In Connector, Black)

Connect CD-ROM or DVD-ROM audio out to the CD\_IN connector.


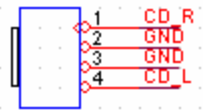


Illustration	Jumper / Header Name	Pin No. and Definition
	CD_IN	1: CD_R
		2: CD_GND
		3: CD_GND
		4: CD_L

## F\_USB1 / F\_USB2 / F\_USB3 (Front USB Connector)

Be careful with the polarity of the front USB connector. Check the pin assignment carefully while you connect the front USB cable, incorrect connection between the cable and connector will make the device unable to work or even damage it. For optional front USB cable, please contact your local dealer.




Illustration	Jumper / Header Name	Pin No. and Definition
	Front USB Header	1: VCC
		2: VCC
		3: D0-
		4: D1-
		5: D0+
		6: D1+
		7: GND
		8: GND
		9: KEY
		10: NC

### ***F\_1394 (IEEE 1394 Connector)***

Serial interface standard set by Institute of Electrical and Electronics Engineers, which has features like high speed, high bandwidth and hot plug. Be careful with the polarity of the IEEE1394 connector. Check the pin assignment while connecting the IEEE 1394 cable.






Illustration	Jumper / Header Name	Pin No. and Definition
	F_1394 Header	1: TPA+
		2: TPA-
		3: GND
		4: GND
		5: TPB+
		6: TPB-
		7: +12V
		8: +12V
		9: KEY
		10: GND

### ***SPDIF\_OUT (SPDIF Out)***

The SPDIF output is capable of providing digital audio to external speakers or compressed AC3 data to an external Dolby Digital Decoder. This feature works only when your stereo system has digital input function. Be careful with the polarity of the SPDIF\_OUT connector. Check the pin assignment while connecting the SPDIF\_OUT cable. Incorrect connection will result of hardware damage.




Illustration	Jumper / Header Name	Pin No. and Definition
	SPDIF Header	1: +5V
		2: KEY
		3: SPDIF_OUT
		4: GND

## ***CLR\_CMOS (Clear CMOS)***

You may clear the CMOS data to its default values by this jumper. To clear CMOS, temporarily short 1-2 pin. Default doesn't include the shunter to prevent from improper use this jumper.


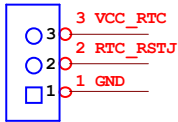


Illustration	Jumper / Header Name	Pin No. and Definition
	CLEAR CMOS Header	1-2 pin: CLEAR CMOS 1: GND
		2-3 pin: NORMAL 2: RTC_RSTJ 3: VCC_RTC

## ***INTR (Intruder, Case Open Header)***

This 2-pin header allows the system to enable or disable the “Case Open” item in BIOS.


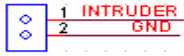


Illustration	Jumper / Header Name	Pin No. and Definition
	Case Open Header	1: INTRUDER
		2: GND

## BAT(Battery)


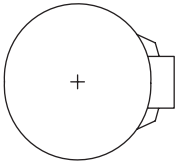


Illustration	Definition
	<ul style="list-style-type: none"> <li><input type="checkbox"/> Danger of explosion if battery is incorrectly installed or replaced.</li> <li><input type="checkbox"/> Replace only with the same or equivalent type recommended by the manufacturer.</li> <li><input type="checkbox"/> Dispose of used batteries according to the manufacturer's instructions.</li> </ul>

### How to erase CMOS

1. Turn OFF the computer and unplug the power cord.
2. Remove the battery, wait for 30 seconds.
3. Re-install the battery.
4. Plug the power cord and turn ON the computer.

## *FRU (Field Replaceable Unit) List*

---

### *General Description*

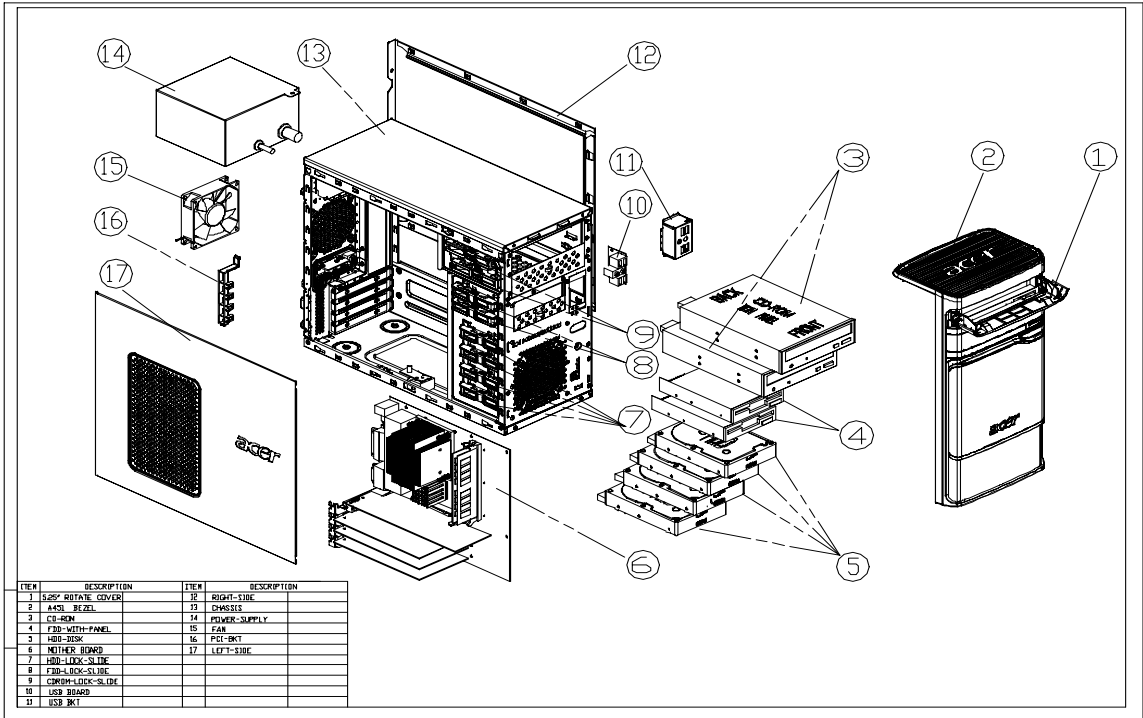
This chapter gives you the FRU (Field Replaceable Unit) listing in global configurations of Aspire T160/E360 and AcerPower M6. Refer to this chapter whenever ordering for parts to repair or for RMA (Return Merchandise Authorization).

**IMPORTANT:** Please note WHEN ORDERING FRU PARTS, that you should check the most up-to-date information available on your regional web or channel. For whatever reasons a part number change is made, it will not be noted in the printed Service Guide. For ACER-AUTHORIZED SERVICE PROVIDERS, your Acer office may have a DIFFERENT part number code to those given in the FRU list of this printed Service Guide. You MUST use the local FRU list provided by your regional Acer office to order FRU parts for repair and service of customer machines.

**IMPORTANT:** Please note that Acer Corporation sells only the parts listed in the following table. Please be reminded that though some parts are disassembled in Chapter 3 for demonstration purpose, Acer Incorporated does not provide these parts.

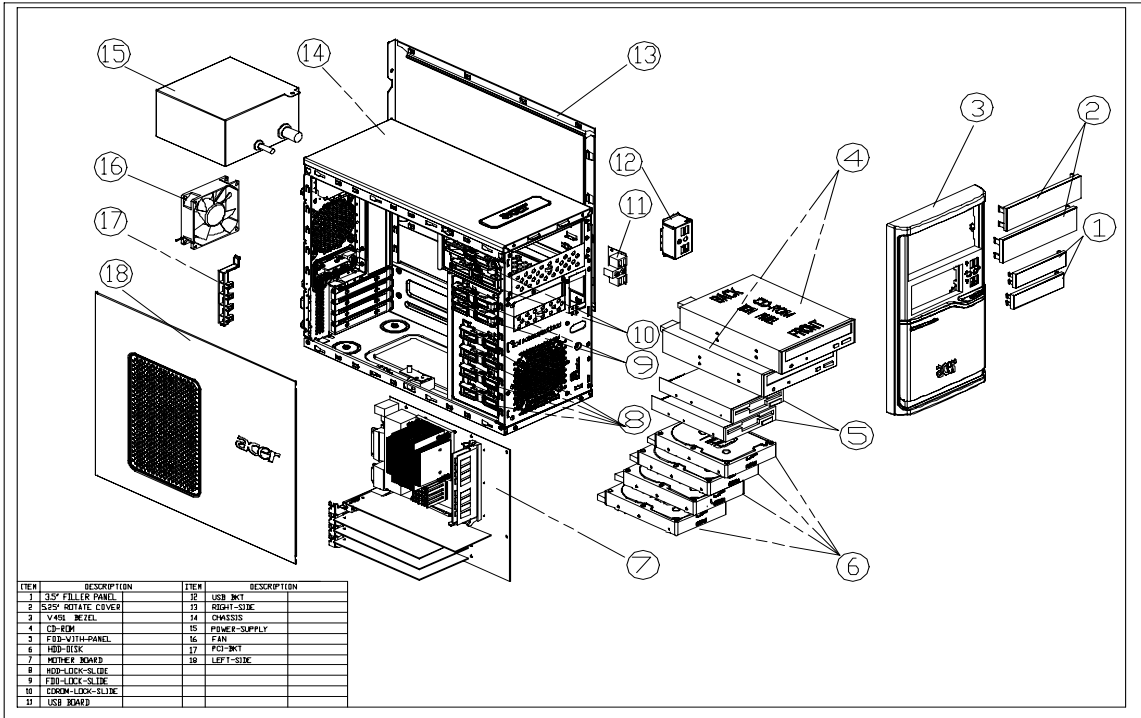
**NOTE:** To scrap or to return the defective parts, you should follow the local government ordinance or regulations on how best to dispose it, or follow the rules set by your regional Acer office on how to return it. You can access to the web site for the latest Parts version <http://aicsl.acer.com.tw/spl/>

# Aspire E360 Exploded Diagram



Item	Description
1	5.25 Rotate Cover
2	A451 Bezel
3	Optical Drive
4	FDD with Panel
5	HDD
6	Motherboard
7	HDD Lock Slide
8	FDD Lock Slide
9	CDROM Lock Slide
10	USB Board
11	USB Bracket
12	Right Cover
13	Chassis
14	Power Supply
15	Fan
16	PCI Bracket
17	Left Cover

# AcerPower M6 Exploded Diagram



Item	Description
1	3.5" Cover
2	5.25" Cover
3	Front Bezel
4	Optical Drive
5	FDD with Panel
6	HDD
7	Motherboard
8	HDD Lock Slide
9	FDD Lock Slide
10	CDROM Lock Slide
11	USB board
12	USB bracket
13	Right Cover
14	Chassis
15	Power Supply
16	Fan
17	PCI Bracket
18	Left Cover

## Parts

**NOTE:** Please note WHEN ORDERING FRU PARTS, you should check the most up-to-date information available on your regional web or channel (<http://aicsl.acer.com.tw/spl>). If you do not have a specific account, you can still have access to the system with guest; guest. For whatever reasons a part number change is made, it will not be noted in the written Service Guide. For Acer authorized service providers, your Acer office may have a DIFFERENT part number codes to those given in the FRU list of this written Service Guide. You MUST use the local FRU list provided by your regional Acer office to order FRU parts for the repair and service of customers' machines.

**NOTE:** To scrap or to return the defective parts, please follow the local government ordinance or regulations on how to dispose it, or follow the rules set by your regional Acer office on how to return it.

### Aspire T160

Partname	Description	Acer Part No.
<b>BOARD</b>		
USB/ AUDIO DAUGHTER BOARD	USB BOARD	55.S26VF.001
USB RF RECEIVER BOARD GUPPY W/O HOUSING LOGITECH	USB RF RECEIVER BOARD GUPPY W/O HOUSING LOGITECH	RV.GPY01.001
USB RF RECEIVER BOARD GUPPY W/I HOUSING LOGITECH	USB RF RECEIVER GUPPY W/I HOUSING LOGITECH	RV.GPY01.002
USB RF RECEIVER BOARD GUPPY W/O CASE W/I CABLE LOGITECH	USB RF RECEIVER GUPPY W/O CASE W/I CABLE LOGITECH	RV.GPY01.003
<b>CARD READER</b>		
9-IN-1 CARD READER MODULE 3.5 IN. KYE	9-IN-1 CARD READER MODULE 3.5 IN. KYE	PZ.00908.001
9-IN-1 CARD READER MODULE 3.5 IN. KYE ID03 W/I NEW USB CABLE	9-IN-1 CARD READER MODULE 3.5 IN. KYE ID03 W/I NEW USB CABLE	PZ.00908.002
USB 2.0 CARD READER+1394+IR, W/I HOUSING, W/I 1394 CABLE+USB CABLE	USB 2.0 CARD READER+1394+IR, W/I HOUSING, W/I 1394 CABLE+USB CABLE	PZ.CR50J.001
<b>ACCESSORY</b>		
REMOTE CONTROLLER NFIC MPC - RC801BK/820	REMOTE CONTROLLER WITH 2*7#BATTERY	PZ.S1008.002
MCEIR-210 Receiver	AXX0000-3833EP	LC.MCE05.002
SMK MCE Remote Control/universal edition w/ i battery	SMK MCE Remote Control/universal edition w/i battery	PZ.MCE08.009
SMK MCE Remote Control/universal edition w/ o battery	RRS9002-6412E	PZ.MCE08.010
SMK IR blaster RWS900D-1301FP	RWS9000-1301FP	RV.RWS07.001
<b>CABLE</b>		
HDD CABLE SATA_1	SATA-HDD DATA CABLE	50.V14VF.001
AUDIO CABLE 8PIN 2CON	AUDIO CABLE	50.P04VF.001
FRONT INTERNAL USB CABLE	USB CABLE	50.P04VF.002
POWER/LED CABLE ASSY	POWER SWITCH/LED CABLE	50.S28VF.001
IDE FDD CABLE 34PIN	FDD DATA CABLE	50.PSPVF.003
IDE CD-ROM CABLE ATA66 40PIN	CDROM DATA CABLE	50.P06VF.002
<b>CASE / COVER / BRACKET ASSEMBLY</b>		
FRONT BEZEL W/ POWER BUTTON, 5.25" 3.5" EMPTY COVER LED CABLE	S43 BEZEL SUB ASSY	60.S26VF.001
EMPTY COVER FOR 5.25" DEVICE	5.25" FILLER PANEL	42.S03VF.004
FILLER COVER FOR 3 1/2" DEVICE	3.5" FILLER PANEL	42.S03VF.005
TOP-LOGO	TOP-LOGO	60.S28VF.001

Partname	Description	Acer Part No.
CHASSIS W/O SIDE DOOR W/O I/O SHIELD H401	H401 CHASSIS W/O SIDE DOOR W/O I/O SHIELD	60.V20VF.004
SIDE DOOR-LEFT	LEFT-BKT-DOOR (PAINTING)	60.V20VF.005
SIDE DOOR-RIGHT	RIGHT-BKT-DOOR (PAINTING)	60.V20VF.006
S-LOCK-HANDLE	S-LOCK-HANDLE	42.V19VF.005
ODD HOLDER ASSY	ODD HOLDER ASSY	42.V19VF.006
FDD HOLDER ASSY	FDD HOLDER ASSY	42.V19VF.007
HDD HOLDER ASSY	HDD HOLDER ASSY	42.V19VF.008
IO BRACKET HOLDER	PCI-BKT	42.V02VF.503
I/O BRACKET	COVER SLOT	33.RC9VF.004
Rear I/O Shielding for MB without 1394 chip (FC51GM)	Rear I/O Shielding FOR FC51GM	PZ.P3108.001
RETENTION MODULE	RETENTION MODULE FOR FC51GM	TBD
<b>MISCELLANEOUS</b>		
RUBBER FOOT	RUBBER FOOT	47.V02VF.701
<b>CD-ROM DRIVE</b>		
CD-ROM 52X LITEON LTN-529S LF BLACK	52X CD-ROM, LITEON LTN-529S, LF, BLACK COLOR	KD.05209.005
<b>CD-RW DRIVE</b>		
CD-RW DRIVE 52X/32X/52X HLDS GCE-8527B LF W/ DASP	CD-RW DRIVE 52X/32X/52X HLDS GCE-8527B LF W/ DASP	KR.0320C.001
<b>COMBO DRIVE</b>		
COMBO DRIVE 52X HLDS GCC-4522B LF BLACK	52X COMBO, HLDS GCC-4522B LF, BLACK	KO.0520A.003
52X	GCC-4522B, LF w/ DASP	KO.0520A.004
52X	SOHC-5236V, LF w/ DASP	KO.05209.010
<b>DVD-ROM DRIVE</b>		
16X	DVD-122CHG	KV.01605.004
DVD-ROM DRIVE 16X40X LITEON SOHD-16P9S BLACK F/W 9RS1	16X DVD-ROM, LITEON SOHD-16P9S, LF, BLACK COLOR	KV.01604.007
DVD-ROM DRIVE 16X/52X HLDS GDR-8163B BLACK F/W 0120	DVD-ROM DRIVE 16X/52X HLDS GDR-8163B BLACK	KV.0160D.005
16X	GDR-8164B, LF	KV.0160D.007
<b>DVD RW DRIVE</b>		
SUPERMULTI PLUS 16X DVD HLDS GSA-4165B F/W DH06 BLACK	16X SUPER MULTI,HLDS GSA-4165B, LF,BLACK	KU.0160D.007
<b>DVD DUAL DRIVE</b>		
16X DVD Dual	SOHW-1633S (black)	KU.01604.002
16X DVD Dual	SHOW-1673S	KU.01604.005
DVD DUAL DRIVE 16X DOUBLE-LAYER BLACK LF HLDS GWA-4164B	DVD DUAL DRIVE 16X DOUBLE-LAYER BLACK LF HLDS GWA-4164B	KU.0160D.006
DVD DUAL 16X PIONEER DVR-109RA LF BLACK F/W 1.40	16X DVD DUAL (DL), PIONEERDVR-109RA. LF, BLACK COLOR	KU.01605.002
<b>HEATSINK</b>		
FANSINK PKP280G01K12 FAN PV763DJ4DK6341	FANSINK PKP280G01K12 FAN PV763DJ4DK6341	HI.2800C.001
CPU COOLER PKP280G01K22_FXN 0715/5400 RPM W/I FAN DUCT	PKP280 W/I FAN DUCT	HI.P260C.001
Sunon 92X92X25mm 2200RPM System Fan	KDE1209PTV3-A	HI.P310F.001



Partname	Description	Acer Part No.
<b>CPU / PROCESSOR</b>		
ADA3800DAA5CD	ADA3800DAA5CD	KC.A3802.X26
ADA4200DAA5CD	ADA4200DAA5CD	KC.A4202.X26
ADA4400DAA6CD	ADA4400DAA6CD	KC.A4402.X20
ADA4600DAA5CD	ADA4600DAA5CD	KC.A4602.X26
ADA4800DAA6CD	ADA4800DAA6CD	KC.A4802.X20
ADA3800DAA5BV	ADA3800DAA5BV	KC.A3802.X24
ADA4200DAA5BV	ADA4200DAA5BV	KC.A4202.X20
ADA4600DAA5BV	ADA4600DAA5BV	KC.A4602.X20
ADA3000DAA4BP	ADA3000DAA4BP	KC.A3002.E39
ADA3200DAA4BP	ADA3200DAA4BP	KC.A3202.E39
ADA3400DAA4BZ	ADA3400DAA4BZ	KC.A3402.E39
ADA3500DAA4BP	ADA3500DAA4BP	KC.A3502.E39
ATH64 3500+ 939 (E4, Venice)	ADA3500DKA4CG	KC.A3502.V49
ADA3800DAA4BP	ADA3800DAA4BP	KC.A3802.E39
ATH64 3500+ 939 (E4)	ADA3500DAA4BN	KC.A3502.E49
ATH64 3200+ 939 (E4)	ADA3200DKA4CG	KC.A3202.E49
ATH64 3700+ 939 (E4)	ADA3700DAA5BN	KC.A3702.E49
ATH64 4000+ 939 (E4)	ADA4000DAA5BN	KC.A4002.E49
ATH64 3000+ 939 (E6)	ADA3000DAA4BW	KC.A3002.E69
ATH64 3200+ 939 (E6)	ADA3200DAA4BW	KC.A3202.E69
ATH64 3400+ 939 (E6)	ADA3400DAA4BY	KC.A3402.E69
ATH64 3500+ 939 (E6)	ADA3500DAA4BW	KC.A3502.E69
ATH64 3700+ 939 (E6)	ADA3700DKA5CF	KC.A3702.E69
ATH64 3800+ 939 (E6)	ADA3800DAA4BW	KC.A3802.E69
ATH64 4000+ 939 (E6)	ADA4000DKA5CF	KC.A4002.E69
SDA3000DIO2BW	SDA3000DIO2BW	KC.S3002.9E6
SEMPRON 3200+ 939 (E6)	SDA3200DIO3BW	KC.S3202.9E6
SEMPRON 3400+ 939 (E6)	SDA3400DIO2BW	KC.S3402.9E6
SEMPRON 3500+ 939 (E6)	SDA3500DIO3BW	KC.S3502.9E6
SEMPRON 3000+ 939 (E3)	SDA3000DIO2BP	KC.S3002.90E
SEMPRON 3200+ 939 (E3)	SDA3200DIO3BP	KC.S3202.90E
<b>FDD/FLOPPY DISK DRIVE</b>		
FDD 1.44MB PANASONIC JU-256A198P BLACK	FDD,PANASONIC,JU-256A198P BLACK	KF.25602.003
<b>ADD-ON CARD</b>		
VGA CARD LTK LR2A13 GF 6200TC SE 64M (32BIT) 256MB VGA+TVO PAL W/ATX BKT LEADTEK	VGA CARD LTK LR2A13 GF 6200TC SE 64M (32BIT) 256MB VGA+TVO PAL W/ATX BKT LEADTEK	VG.62SET.C01
Leadtek Geforce 6200TC LE 64M (32bit) VGA+TVO PAL w/ATX BKT	LR2A1J	VG.62LET.C21
Leadtek Geforce 6200TC LE 64M (32bit) VGA+TVO NTSC w/ATX BKT	LR2A1J	VG.62LET.C22
Pro-Nets HPI56MIII with ATX bkt	Pro-Nets HPI56MIII with ATX bkt	FX.56M03.001
Sapphire Radeon X300SE 256M Hypermemory VGA+TVO+DVI-I PAL w/ ATX BKT	1024-7C50-1A-AC	54.ATIX3.H13

Partname	Description	Acer Part No.
Sapphire Radeon X300SE 256M Hypermemory VGA+TVO+DVI-I NTSC w/ ATX BKT	1024-7C50-1A-AC	54.ATIX3.H23
Sapphire Radeon X300SE 256M Hypermemory VGA+TVO+DVI-I PAL w/ATX BKT	1024-8C50-1A-AC	54.ATIX3.H03
Sapphire ATI Radeon X600SE 256M Hypermemory TVO+VGA+DVI-I Onboard 128M PAL w/ATX BKT	1024-3C50-1A-AC	54.ATIX6.H01
Sapphire ATI Radeon X600SE 256M Hypermemory TVO+VGA+DVI-I Onboard 64M PAL w/ATX BKT	1024-4C50-1A-AC	54.ATIX6.H02
Sapphire ATI Radeon X600SE 256M Hypermemory TVO+VGA+DVI-I Onboard 64M NTSC w/ATX BKT	1024-4C50-4A-AC	54.ATIX6.H13
MODEM CARD 56K D-1156I#/A1A WITH ATX BRACKET LITEON	MODEM CARD 56K D-1156I#/A1A WITH ATX BRACKET LITEON	FX.56I02.010
TUNER CARD W/FM/NTSC/ATX BRACKET (PHILIP MK3 TUNER + 883 CHIPT LEATEK LR6613)	TV TUNER-C LR 6613 W/FM/NTSC/ATX LTK	TU.61302.001
TUNER CARD W/FM/PAL/ATX BRACKET (PHILIP MK3 TUNER+881 CHIP) LEADTEK LR 6611	TV TUNER-C LR 6611 W/FM/PAL/ATX LTK	TU.61102.001
Leadtek MCE compliance TV card+ FM + analog TV with H/W MPEG2 encoder, PAL	Leadtek MCE compliance TV card+ FM + analog TV with H/W MPEG2 encoder, PAL	TU.63802.001
Leadtek MCE compliance TV card+ FM + analog TV with H/W MPEG2 encoder, NTSC	Leadtek MCE compliance TV card+ FM + analog TV with H/W MPEG2 encoder, NTSC	TU.63802.002
DUAL TV TUNER CARD W/I (ATX/FM ANTTENA /AV IN CABLE /PAL-NTSC CONVERTOR)	LR306 TV TUNER CARD W/I(ATX/FM ANTTENA/AV IN CABLE/PAL-NTSC	TU.30605.001
DUAL TV TUNER CARD W/I (ATX/FM ANTTENA /AV IN CABLE /PAL-NTSC /DVB-T ANTENNA)	DUAL TV TUNER CARD(ATX/FM ANTENNA/AV/ PAL-NTSC/DVB-T ANTENNA)	TU.30605.002
Hybrid / DVB-T + Analog PAL B/G + I + D/K + SECAM + FM Radio	Hybrid / DVB-T + Analog PAL B/G + I + D/K + SECAM + FM Radio	TV.HAU11.001
WinTV-PVR150-MCE card + FM + analog TV with H/W MPEG2 encoder, PAL	WinTV-PVR150-MCE card + FM + analog TV with H/W MPEG2 encoder, PAL	TV.AMITY.H21
WinTV-PVR150-MCE card + FM + analog TV with H/W MPEG2 encoder, NTSC	WinTV-PVR150-MCE card + FM + analog TV with H/W MPEG2 encoder, NTSC	TV.AMITY.H22
Analogue NTSC / FM / hw mpeg2 encoder / ATX bracket with FM antenna	Analogue NTSC / FM / hw mpeg2 encoder / ATX bracket with FM antenna	TV.AMITY.H23
WINTV-HVR1100 DVB-T PAL OXFORD 94500 REV C1A0	WINTV-HVR1100 DVB-T PAL OXFORD 94500 REV C1A0	TV.HAUDV.BT1
WINTV-HVR1100 DVB-T PAL OXFORD 94500 REV C2A0	WINTV-HVR1100 DVB-T PAL OXFORD 94500 REV C2A0	TV.HAUDV.BT2
WINTV-HVR1100 DVB-T PAL OXFORD 94500 REV C2A0 LF	WINTV-HVR1100 DVB-T PAL OXFORD 94500 REV C2A0 LF	TV.HAUDV.BT3
WINTV-HVR1300 DVB-T PAL DOVER 96559 (C1A0)	WINTV-HVR1300 DVB-T PAL DOVER 96559 (C1A0)	TV.HAU13.HV1
<b>POINTING DEVICE</b>		
MOUSE PS2, 2BUTTON+WHEEL KYE POWER SCROLL PS2	KYE MOUSE,PS/2 MOUSE, 2 BUTTON+WHEEL	MS.PSE04.003
CORDED MOUSE PS2 2 BUTTON WHEEL GENIUS NETSCROLL BLACK	MOUSE PS2 2B WHEEL SI+BK POWRSCOLL KYE	MS.PSE04.008

Partname	Description	Acer Part No.
PS2 NETSCROLL(LEAD-FREE) MOUSE-BLACK KYE	NETSCROLL PS2(BLACK)	MS.NET04.002
WIRELESS MOUSE CHICONY MSR0238T	MOUSE WIRELESS, MSR0238T, CHICONY	MS.WUR05.001
USB OPTICAL MOUSE 2 BUTTON+WHEEL(SILVER) M-UV ACR1	USB OPTICAL MOUSE 2 BUTTON+WHEEL(SILVER) M-UV ACR1	MS.MUV01.001
USB OPTICAL MOUSE MUV-ACR1 W/ STK LABEL LOGITECH	USB OPTICAL MOUSE MUV-ACR1 W/ STK LABEL LOGITECH	MS.MUV01.003
USB OPTICAL MOUSE, MUV ACR1(BLACK),LEAD-FREE	USB OPTICAL MOUSE, MUV ACR1(BLACK),LEAD-FREE	MS.MUV01.004
USB OPTICAL MOUSE, MUV ACR1, LEAD-FREE, W/ STK LABEL LOGITECH	LOGITECH USB OPTICAL MOUSE, MUV ACR1, LEAD-FREE, W/ STK LABEL	MS.MUV01.005
WIRELESS MOUSE, LOGITECH RAF95	LOGITECH WIRELESS MOUSE, RAF95	MS.RAF01.001
WIRELESS MOUSE, LOGITECH RAF95, W/ STK LABEL	WIRELESS MOUSE, LOGITECH RAF95, W/ STK LABEL	MS.RAF01.002
USB OPTICAL MOUSE, UV69A, SILVER+BLACK	USB OPTICAL MOUSE, UV69A, SILVER+BLACK	MS.V6901.003
USB OPTICAL MOUSE, UV69A, SILVER+BLACK, W/ STK LABEL	USB OPTICAL MOUSE, UV69A, SILVER+BLACK, W/ STK LABEL	MS.V6901.004
LOGITECH PS/2 BALL MOUSE,M-SBJ96	MOUSE PS2 BALL M-SBJ96 BK LOGITECH	MS.SBJ01.001
PS/2 BALL MOUSE M-SBJ96 BLACK W/ STK LABEL LOGITECH	PS/2 BALL MOUSE M-SBJ96 BLACK W/ STK LABEL LOGITECH	MS.SBJ01.002
PS/2 BALL MOUSE, SBJ69, LEAD-FREE, BLACK	PS/2 BALL MOUSE, SBJ69, LEAD-FREE, BLACK	MS.SBJ01.003
PS/2 BALL MOUSE, SBJ69, LEAD-FREE, W/ STK LABEL, BLACK	PS/2 BALL MOUSE, SBJ69, LEAD-FREE, W/ STK LABEL, BLACK	MS.SBJ01.004
PS/2 OPTICAL MOUSE, SBF96	PS/2 OPTICAL MOUSE, SBF96	MS.PS201.001
PS/2 OPTICAL MOUSE, SBF96, LEAD-FREE	PS/2 OPTICAL MOUSE, SBF96, LEAD-FREE	MS.PS201.002
MOUSE USB WHEEL STANDARD POWERSROLL ACER (002) GENIUS	MOUSE USB WHEEL STANDARD POWERSROLL ACER (002)	MS.PSE04.004
CORDED MOUSE USB WHEEL STANDARD GENIUS BLACK	MOUSE SCROLL WHEEL USB BK KYE ACER	MS.PSE04.007
MOUSE USB WHEEL OPTICAL POWERSROLL EYEUSB ACER (002) GENIUS WHITE	MOUSE USB WHEEL OPTICAL POWERSROLL EYEUSB ACER (002)	MS.PSE04.001
<b>KEYBOARD</b>		
WIRELESS KB (SILVER), US VER., 104 KEYS CHICONY KBR0355	KEYBOARD WIRELESS, KBR0355, EN, CHICONY	KB.WUR03.001
WIRELESS KB (SILVER), T. CHINESE VER., 104 KEYS CHICONY KBR0355	KEYBOARD WIRELESS, KBR0355, TC, CHICONY	KB.WUR03.002
WIRELESS KEYBOARD COCOON, US VER., 104 KEYS	LOGITECH WIRELESS KB, COCOON,US VER., 104 KEYS	KB.CCN04.001
PS/2 KEYBOARD,KB 2971,US VER.,104KEYS (WITH EKEY)	PS/2 KEYBOARD,KB 2971,US VER.,104KEYS (WITH EKEY)	KB.KBP03.156
PS/2 KEYBOARD,KB 2971,S.CHINESE VER.,104KEYS (WITH EKEY)	PS/2 KEYBOARD,KB 2971,S.CHINESE VER.,104KEYS (WITH EKEY)	KB.KBP03.158
PS/2 KEYBOARD,KB 2971,ARABIC VER.,104KEYS (WITH EKEY)	PS/2 KEYBOARD,KB 2971,ARABIC VER.,104KEYS (WITH EKEY)	KB.KBP03.159
PS/2 KEYBOARD,KB 2971,THAI VER.,104KEYS (WITH EKEY)	PS/2 KEYBOARD,KB 2971,THAI VER.,104KEYS (WITH EKEY)	KB.KBP03.160
PS/2 KEYBOARD,KB 2971,INT'L US VER.,104KEYS (WITH EKEY)	PS/2 KEYBOARD,KB 2971,INT'L US VER.,104KEYS (WITH EKEY)	KB.KBP03.161
PS/2 KEYBOARD,KB 2971,CANADIAN/FRENCH VER.,105KEYS (WITH EKEY)	PS/2 KEYBOARD,KB 2971,CANADIAN/FRENCH VER.,105KEYS (WITH EKEY)	KB.KBP03.162

Partname	Description	Acer Part No.
PS/2 KEYBOARD,KB 2971,BRAZILIAN VER.,107KEYS (WITH EKEY)	PS/2 KEYBOARD,KB 2971,BRAZILIAN VER.,107KEYS (WITH EKEY)	KB.KBP03.163
PS/2 KEYBOARD,KB 2971,UK VER.,104KEYS (WITH EKEY)	PS/2 KEYBOARD,KB 2971,UK VER.,104KEYS (WITH EKEY)	KB.KBP03.164
PS/2 KEYBOARD,KB 2971,FRENCH VER.,105KEYS (WITH EKEY)	PS/2 KEYBOARD,KB 2971,FRENCH VER.,105KEYS (WITH EKEY)	KB.KBP03.165
PS/2 KEYBOARD,KB 2971,GERMANY VER.,105KEYS (WITH EKEY)	PS/2 KEYBOARD,KB 2971,GERMANY VER.,105KEYS (WITH EKEY)	KB.KBP03.166
PS/2 KEYBOARD,KB 2971,ITALIAN VER.,105KEYS (WITH EKEY)	PS/2 KEYBOARD,KB 2971,ITALIAN VER.,105KEYS (WITH EKEY)	KB.KBP03.167
PS/2 KEYBOARD,KB 2971,SWISS VER.,105KEYS (WITH EKEY)	PS/2 KEYBOARD,KB 2971,SWISS VER.,105KEYS (WITH EKEY)	KB.KBP03.168
PS/2 KEYBOARD,KB 2971,SWEDISH VER.,105KEYS (WITH EKEY)	PS/2 KEYBOARD,KB 2971,SWEDISH VER.,105KEYS (WITH EKEY)	KB.KBP03.169
PS/2 KEYBOARD,KB 2971,BELGIUM VER.,105KEYS (WITH EKEY)	PS/2 KEYBOARD,KB 2971,BELGIUM VER.,105KEYS (WITH EKEY)	KB.KBP03.170
PS/2 KEYBOARD,KB 2971,DUTCH VER.,105KEYS (WITH EKEY)	PS/2 KEYBOARD,KB 2971,DUTCH VER.,105KEYS (WITH EKEY)	KB.KBP03.171
PS/2 KEYBOARD,KB 2971,SPANISH VER.,105KEYS (WITH EKEY)	PS/2 KEYBOARD,KB 2971,SPANISH VER.,105KEYS (WITH EKEY)	KB.KBP03.172
PS/2 KEYBOARD,KB 2971,PORTUGESE VER.,105KEYS (WITH EKEY)	PS/2 KEYBOARD,KB 2971,PORTUGESE VER.,105KEYS (WITH EKEY)	KB.KBP03.173
PS/2 KEYBOARD,KB 2971,ICELAND VER.,105KEYS (WITH EKEY)	PS/2 KEYBOARD,KB 2971,ICELAND VER.,105KEYS (WITH EKEY)	KB.KBP03.174
PS/2 KEYBOARD,KB 2971,NORWEGIAN VER.,105KEYS (WITH EKEY)	PS/2 KEYBOARD,KB 2971,NORWEGIAN VER.,105KEYS (WITH EKEY)	KB.KBP03.175
PS/2 KEYBOARD,KB 2971,HEBREW VER.,105KEYS (WITH EKEY)	PS/2 KEYBOARD,KB 2971,HEBREW VER.,105KEYS (WITH EKEY)	KB.KBP03.176
PS/2 KEYBOARD,KB 2971,POLISH VER.,105KEYS (WITH EKEY)	PS/2 KEYBOARD,KB 2971,POLISH VER.,105KEYS (WITH EKEY)	KB.KBP03.177
PS/2 KEYBOARD,KB 2971,SLOVENIAN VER.,105KEYS (WITH EKEY)	PS/2 KEYBOARD,KB 2971,SLOVENIAN VER.,105KEYS (WITH EKEY)	KB.KBP03.178
PS/2 KEYBOARD,KB 2971,SLOVAKIAN VER.,105KEYS (WITH EKEY)	PS/2 KEYBOARD,KB 2971,SLOVAKIAN VER.,105KEYS (WITH EKEY)	KB.KBP03.179
PS/2 KEYBOARD,KB 2971,TURKEY VER.,105KEYS (WITH EKEY)	PS/2 KEYBOARD,KB 2971,TURKEY VER.,105KEYS (WITH EKEY)	KB.KBP03.180
PS/2 KEYBOARD,KB 2971,RUSSIAMVER.,104KEYS (WITH EKEY)	PS/2 KEYBOARD,KB 2971,RUSSIAMVER.,104KEYS (WITH EKEY)	KB.KBP03.181
PS/2 KEYBOARD,KB 2971,HUNGARIA VER.,105KEYS (WITH EKEY)	PS/2 KEYBOARD,KB 2971,HUNGARIA VER.,105KEYS (WITH EKEY)	KB.KBP03.182
PS/2 KEYBOARD,KB 2971,GREEK VER.,104KEYS (WITH EKEY)	PS/2 KEYBOARD,KB 2971,GREEK VER.,104KEYS (WITH EKEY)	KB.KBP03.183
PS/2 KEYBOARD,KB 2971,DENISH VER.,105KEYS (WITH EKEY)	PS/2 KEYBOARD,KB 2971,DENISH VER.,105KEYS (WITH EKEY)	KB.KBP03.184
PS/2 KEYBOARD,KB 2971,CZECH VER.,104KEYS (WITH EKEY)	PS/2 KEYBOARD,KB 2971,CZECH VER.,104KEYS (WITH EKEY)	KB.KBP03.185
PS/2 KEYBOARD,KB 2971,US VER.,104KEYS,JAPAN ABS (WITH EKEY)	PS/2 KEYBOARD,KB 2971,US VER.,104KEYS,JAPAN ABS (WITH EKEY)	KB.KBP03.186
PS/2 KEYBOARD,KB 2971,ARABIC VER.,104KEYS,JAPAN ABS (WITH EKEY)	PS/2 KEYBOARD,KB 2971,ARABIC VER.,104KEYS,JAPAN ABS (WITH EKEY)	KB.KBP03.187
PS/2 KEYBOARD,KB 2971,INT'L US VER.,104KEYS,JAPAN ABS (WITH EKEY)	PS/2 KEYBOARD,KB 2971,INT'L US VER.,104KEYS,JAPAN ABS (WITH EKEY)	KB.KBP03.188
PS/2 KEYBOARD,KB 2971,UK VER.,104KEYS,JAPAN ABS (WITH EKEY)	PS/2 KEYBOARD,KB 2971,UK VER.,104KEYS,JAPAN ABS (WITH EKEY)	KB.KBP03.189

Partname	Description	Acer Part No.
PS/2 KEYBOARD,KB 2971,FRENCH VER.,105KEYS,JAPAN ABS (WITH EKEY)	PS/2 KEYBOARD,KB 2971,FRENCH VER.,105KEYS,JAPAN ABS (WITH EKEY)	KB.KBP03.190
PS/2 KEYBOARD,KB 2971,GERMANY VER.,105KEYS,JAPAN ABS (WITH EKEY)	PS/2 KEYBOARD,KB 2971,GERMANY VER.,105KEYS,JAPAN ABS (WITH EKEY)	KB.KBP03.191
PS/2 KEYBOARD,KB 2971,ITALIAN VER.,105KEYS,JAPAN ABS (WITH EKEY)	PS/2 KEYBOARD,KB 2971,ITALIAN VER.,105KEYS,JAPAN ABS (WITH EKEY)	KB.KBP03.192
PS/2 KEYBOARD,KB 2971,SWISS VER.,105KEYS,JAPAN ABS (WITH EKEY)	PS/2 KEYBOARD,KB 2971,SWISS VER.,105KEYS,JAPAN ABS (WITH EKEY)	KB.KBP03.193
PS/2 KEYBOARD,KB 2971,SWEDISH VER.,105KEYS,JAPAN ABS (WITH EKEY)	PS/2 KEYBOARD,KB 2971,SWEDISH VER.,105KEYS,JAPAN ABS (WITH EKEY)	KB.KBP03.194
PS/2 KEYBOARD,KB 2971,BELGIUM VER.,105KEYS,JAPAN ABS (WITH EKEY)	PS/2 KEYBOARD,KB 2971,BELGIUM VER.,105KEYS,JAPAN ABS (WITH EKEY)	KB.KBP03.195
PS/2 KEYBOARD,KB 2971,DUTCH VER.,105KEYS,JAPAN ABS (WITH EKEY)	PS/2 KEYBOARD,KB 2971,DUTCH VER.,105KEYS,JAPAN ABS (WITH EKEY)	KB.KBP03.196
PS/2 KEYBOARD,KB 2971,HOLLAND VER.,105KEYS,JAPAN ABS (WITH EKEY)	PS/2 KEYBOARD,KB 2971,HOLLAND VER.,105KEYS,JAPAN ABS (WITH EKEY)	KB.KBP03.197
PS/2 KEYBOARD,KB 2971,SPANISH VER.,105KEYS,JAPAN ABS (WITH EKEY)	PS/2 KEYBOARD,KB 2971,SPANISH VER.,105KEYS,JAPAN ABS (WITH EKEY)	KB.KBP03.198
PS/2 KEYBOARD,KB 2971,PORTUGESE VER.,105KEYS,JAPAN ABS (WITH EKEY)	PS/2 KEYBOARD,KB 2971,PORTUGESE VER.,105KEYS,JAPAN ABS (WITH EKEY)	KB.KBP03.199
PS/2 KEYBOARD,KB 2971,ICELAND VER.,105KEYS,JAPAN ABS (WITH EKEY)	PS/2 KEYBOARD,KB 2971,ICELAND VER.,105KEYS,JAPAN ABS (WITH EKEY)	KB.KBP03.200
PS/2 KEYBOARD,KB 2971,NORWEGIAN VER.,105KEYS,JAPAN ABS (WITH EKEY)	PS/2 KEYBOARD,KB 2971,NORWEGIAN VER.,105KEYS,JAPAN ABS (WITH EKEY)	KB.KBP03.201
PS/2 KEYBOARD,KB 2971,HEBREW VER.,105KEYS,JAPAN ABS (WITH EKEY)	PS/2 KEYBOARD,KB 2971,HEBREW VER.,105KEYS,JAPAN ABS (WITH EKEY)	KB.KBP03.202
PS/2 KEYBOARD,KB 2971,POLISH VER.,105KEYS,JAPAN ABS (WITH EKEY)	PS/2 KEYBOARD,KB 2971,POLISH VER.,105KEYS,JAPAN ABS (WITH EKEY)	KB.KBP03.203
PS/2 KEYBOARD,KB 2971,SLOVENIAN VER.,105KEYS,JAPAN ABS (WITH EKEY)	PS/2 KEYBOARD,KB 2971,SLOVENIAN VER.,105KEYS,JAPAN ABS (WITH EKEY)	KB.KBP03.204
PS/2 KEYBOARD,KB 2971,SLOVAKIAN VER.,105KEYS,JAPAN ABS (WITH EKEY)	PS/2 KEYBOARD,KB 2971,SLOVAKIAN VER.,105KEYS,JAPAN ABS (WITH EKEY)	KB.KBP03.205
PS/2 KEYBOARD,KB 2971,TURKEY VER.,105KEYS,JAPAN ABS (WITH EKEY)	PS/2 KEYBOARD,KB 2971,TURKEY VER.,105KEYS,JAPAN ABS (WITH EKEY)	KB.KBP03.206
PS/2 KEYBOARD,KB 2971,RUSSIAMVER.,104KEYS,JAPAN ABS (WITH EKEY)	PS/2 KEYBOARD,KB 2971,RUSSIAMVER.,104KEYS,JAPAN ABS (WITH EKEY)	KB.KBP03.207
PS/2 KEYBOARD,KB 2971,HUNGARIA VER.,105KEYS,JAPAN ABS (WITH EKEY)	PS/2 KEYBOARD,KB 2971,HUNGARIA VER.,105KEYS,JAPAN ABS (WITH EKEY)	KB.KBP03.208
PS/2 KEYBOARD,KB 2971,GREEK VER.,104KEYS,JAPAN ABS (WITH EKEY)	PS/2 KEYBOARD,KB 2971,GREEK VER.,104KEYS,JAPAN ABS (WITH EKEY)	KB.KBP03.209
PS/2 KEYBOARD,KB 2971,DENMARK VER.,105KEYS,JAPAN ABS (WITH EKEY)	PS/2 KEYBOARD,KB 2971,DENMARK VER.,105KEYS,JAPAN ABS (WITH EKEY)	KB.KBP03.210
PS/2 KEYBOARD,KB 2971,CZECH VER.,104KEYS,JAPAN ABS (WITH EKEY)	PS/2 KEYBOARD,KB 2971,CZECH VER.,104KEYS,JAPAN ABS (WITH EKEY)	KB.KBP03.211
PS/2 KEYBOARD,KB 2971,ITALIAN NEW LAYOUT,105KEYS,JAPAN ABS (WITH EKEY)	PS/2 KEYBOARD,KB 2971,ITALIAN NEW LAYOUT,105KEYS,JAPAN ABS (WITH EKEY)	KB.KBP03.212
PS/2 KEYBOARD,KB 2971,ROMANIAN VER.,105KEYS,JAPAN ABS (WITH EKEY)	PS/2 KEYBOARD,KB 2971,ROMANIAN VER.,105KEYS,JAPAN ABS (WITH EKEY)	KB.KBP03.213
PS/2 KEYBOARD,KB 2971,TURKEY/ FRENCH VER.,105KEYS,JAPAN ABS (WITH EKEY)	PS/2 KEYBOARD,KB 2971,TURKEY/FRENCH VER.,105KEYS,JAPAN ABS (WITH EKEY)	KB.KBP03.214
PS/2 Keyboard,KB2971,US Ver.,104KS(with eKey),LF	PS/2 Keyboard,KB2971,US Ver.,104KS(with eKey), LF	KB.KBP03.215

Partname	Description	Acer Part No.
PS/2 KEYBOARD,KB2971,S.CHINESE VER.,104KS(WITH EKEY),LF BLACK	PS/2 KEYBOARD,KB2971,S.CHINESE VER.,104KS(WITH EKEY),LF BLACK	KB.KBP03.217
PS/2 KEYBOARD,KB2971,ARABIC VER.,104KS(WITH EKEY),LF BLACK	PS/2 KEYBOARD,KB2971,ARABIC VER.,104KS(WITH EKEY),LF BLACK	KB.KBP03.218
PS/2 KEYBOARD,KB2971,THAI VER.,104KS(WITH EKEY),LF BLACK	PS/2 KEYBOARD,KB2971,THAI VER.,104KS(WITH EKEY),LF BLACK	KB.KBP03.219
PS/2 KEYBOARD,KB2971,INT'L US VER.,104KS(WITH EKEY),LF BLACK	PS/2 KEYBOARD,KB2971,INT'L US VER.,104KS(WITH EKEY),LF BLACK	KB.KBP03.220
PS/2 KEYBOARD,KB2971,CANADIAN/FRENCH VER.,105KS(WITH EKEY),LF BLACK	PS/2 KEYBOARD,KB2971,CANADIAN/FRENCH VER.,105KS(WITH EKEY),LF BLACK	KB.KBP03.221
PS/2 KEYBOARD,KB2971,BRAZILIAN VER.,107KS(WITH EKEY),LF BLACK	PS/2 KEYBOARD,KB2971,BRAZILIAN VER.,107KS(WITH EKEY),LF BLACK	KB.KBP03.222
PS/2 KEYBOARD,KB2971,SPANISH VER.,105KS(WITH EKEY),LF BLACK	PS/2 KEYBOARD,KB2971,SPANISH VER.,105KS(WITH EKEY),LF BLACK	KB.KBP03.223
PS/2 KEYBOARD,KB2971,PORTUGESE VER.,105KS(WITH EKEY),LF BLACK	PS/2 KEYBOARD,KB2971,PORTUGESE VER.,105KS(WITH EKEY),LF BLACK	KB.KBP03.224
PS/2 KEYBOARD,KB2971,US VER.,104KS,JPN ABS(WITH EKEY),LF BLACK	PS/2 KEYBOARD,KB2971,US VER.,104KS,JPN ABS(WITH EKEY),LF BLACK	KB.KBP03.225
PS/2 KEYBOARD,KB2971,ARABIC VER.,104KS,JPN ABS(WITH EKEY),LF BLACK	PS/2 KEYBOARD,KB2971,ARABIC VER.,104KS,JPN ABS(WITH EKEY),LF BLACK	KB.KBP03.226
PS/2 KEYBOARD,KB2971,INT'L US VER.,104KS,JPN ABS(WITH EKEY),LF BLACK	PS/2 KEYBOARD,KB2971,INT'L US VER.,104KS,JPN ABS(WITH EKEY),LF BLACK	KB.KBP03.227
PS/2 KEYBOARD,KB2971,UK VER.,104KS,JPN ABS(WITH EKEY),LF BLACK	PS/2 KEYBOARD,KB2971,UK VER.,104KS,JPN ABS(WITH EKEY),LF BLACK	KB.KBP03.228
PS/2 KEYBOARD,KB2971,FRENCH VER.,105KS,JPN ABS(WITH EKEY),LF BLACK	PS/2 KEYBOARD,KB2971,FRENCH VER.,105KS,JPN ABS(WITH EKEY),LF BLACK	KB.KBP03.229
PS/2 KEYBOARD,KB2971,GERMANY VER.,105KS,JPN ABS(WITH EKEY),LF BLACK	PS/2 KEYBOARD,KB2971,GERMANY VER.,105KS,JPN ABS(WITH EKEY),LF BLACK	KB.KBP03.230
PS/2 KEYBOARD,KB2971,ITALIAN VER.,105KS,JPN ABS(WITH EKEY),LF BLACK	PS/2 KEYBOARD,KB2971,ITALIAN VER.,105KS,JPN ABS(WITH EKEY),LF BLACK	KB.KBP03.231
PS/2 KEYBOARD,KB2971,SWISS VER.,105KS,JPN ABS(WITH EKEY),LF BLACK	PS/2 KEYBOARD,KB2971,SWISS VER.,105KS,JPN ABS(WITH EKEY),LF BLACK	KB.KBP03.232
PS/2 KEYBOARD,KB2971,SWEDISH VER.,105KS,JPN ABS(WITH EKEY),LF BLACK	PS/2 KEYBOARD,KB2971,SWEDISH VER.,105KS,JPN ABS(WITH EKEY),LF BLACK	KB.KBP03.233
PS/2 KEYBOARD,KB2971,BELGIUM VER.,105KS,JPN ABS(WITH EKEY),LF BLACK	PS/2 KEYBOARD,KB2971,BELGIUM VER.,105KS,JPN ABS(WITH EKEY),LF BLACK	KB.KBP03.234
PS/2 KEYBOARD,KB2971,DUTCH VER.,105KS,JPN ABS(WITH EKEY),LF BLACK	PS/2 KEYBOARD,KB2971,DUTCH VER.,105KS,JPN ABS(WITH EKEY),LF BLACK	KB.KBP03.235
PS/2 KEYBOARD,KB2971,HOLLAND VER.,105KS,JPN ABS(WITH EKEY),LF BLACK	PS/2 KEYBOARD,KB2971,HOLLAND VER.,105KS,JPN ABS(WITH EKEY),LF BLACK	KB.KBP03.236
PS/2 KEYBOARD,KB2971,SPANISH VER.,105KS,JPN ABS(WITH EKEY),LF BLACK	PS/2 KEYBOARD,KB2971,SPANISH VER.,105KS,JPN ABS(WITH EKEY),LF BLACK	KB.KBP03.237

Partname	Description	Acer Part No.
PS/2 KEYBOARD,KB2971,PORTUGESE VER.,105KS,JPN ABS(WITH EKEY),LF BLACK	PS/2 KEYBOARD, KB2971, PORTUGESE VER., 105KS,JPN ABS(WITH EKEY), LF BLACK	KB.KBP03.238
PS/2 KEYBOARD,KB2971,ICELAND VER.,105KS,JPN ABS(WITH EKEY),LF BLACK	PS/2 KEYBOARD,KB2971, ICELAND VER.,105KS, JPN ABS (WITH EKEY), LF BLACK	KB.KBP03.239
PS/2 KEYBOARD,KB2971,NORWEGIAN VER.,105KS,JPN ABS(WITH EKEY),LF BLACK	PS/2 KEYBOARD, KB2971, NORWEGIAN VER.,105KS, JPN ABS (WITH EKEY), LF BLACK	KB.KBP03.240
PS/2 KEYBOARD,KB2971,HEBREW VER.,104KS,JPN ABS(WITH EKEY),LF BLACK	PS/2 KEYBOARD,KB2971,HEBREW VER.,104KS,JPN ABS(WITH EKEY),LF BLACK	KB.KBP03.241
PS/2 KEYBOARD,KB2971,POLISH VER.,105KS,JPN ABS(WITH EKEY),LF BLACK	PS/2 KEYBOARD,KB2971,POLISH VER.,105KS,JPN ABS(WITH EKEY),LF BLACK	KB.KBP03.242
PS/2 KEYBOARD,KB2971,SLOVENIAN VER.,105KS,JPN ABS(WITH EKEY),LF BLACK	PS/2 KEYBOARD, KB2971, SLOVENIAN VER., 105KS, JPN ABS (WITH EKEY), LF BLACK	KB.KBP03.243
PS/2 KEYBOARD,KB2971,SLOVAKIAN VER.,105KS,JPN ABS(WITH EKEY),LF BLACK	PS/2 KEYBOARD, KB2971, SLOVAKIAN VER.,105KS, JPN ABS (WITH EKEY), LF BLACK	KB.KBP03.244
PS/2 KEYBOARD,KB2971,TURKEY VER.,105KS,JPN ABS(WITH EKEY),LF BLACK	PS/2 KEYBOARD,KB2971,TURKEY VER.,105KS,JPN ABS(WITH EKEY),LF BLACK	KB.KBP03.245
PS/2 KEYBOARD,KB2971,RUSSIAMVER.,104KS, JPN ABS(WITH EKEY),LF BLACK	PS/2 KEYBOARD, KB2971,R USSIAMVER., 104KS, JPN ABS (WITH EKEY), LF BLACK	KB.KBP03.246
PS/2 KEYBOARD,KB2971,HUNGARIA VER.,105KS,JPN ABS(WITH EKEY),LF BLACK	PS/2 KEYBOARD,KB2971,HUNGARIA VER.,105KS,JPN ABS(WITH EKEY),LF BLACK	KB.KBP03.247
PS/2 KEYBOARD,KB2971,GREEK VER.,104KS,JPN ABS(WITH EKEY),LF BLACK	PS/2 KEYBOARD,KB2971,GREEK VER.,104KS,JPN ABS(WITH EKEY),LF BLACK	KB.KBP03.248
PS/2 KEYBOARD,KB2971,DENMARK VER.,105KS,JPN ABS(WITH EKEY),LF BLACK	PS/2 KEYBOARD,KB2971,DENMARK VER.,105KS,JPN ABS(WITH EKEY),LF BLACK	KB.KBP03.249
PS/2 KEYBOARD,KB2971,CZECH VER.,104KS,JPN ABS(WITH EKEY),LF BLACK	PS/2 KEYBOARD,KB2971,CZECH VER.,104KS,JPN ABS(WITH EKEY),LF BLACK	KB.KBP03.250
PS/2 KEYBOARD,KB2971,ITALIAN NEW LAYOUT,105KS,JPN ABS(WITH EKEY),LF BLACK	PS/2 KEYBOARD,KB2971,ITALIAN NEW LAYOUT,105KS,JPN ABS(WITH EKEY),LF BLACK	KB.KBP03.251
PS/2 KEYBOARD,KB2971,ROMANIAN VER.,105KS,JPN ABS(WITH EKEY),LF BLACK	PS/2 KEYBOARD,KB2971,ROMANIAN VER.,105KS,JPN ABS(WITH EKEY),LF BLACK	KB.KBP03.252
PS/2 KEYBOARD,KB2971,TURKEY/FRENCH VER.,105KS,JPN ABS(WITH EKEY),LF BLACK	PS/2 KEYBOARD,KB2971,TURKEY/FRENCH VER.,105KS,JPN ABS(WITH EKEY),LF BLACK	KB.KBP03.253
USB KEYBOARD,KU-0355,US VER.,104KS(WITH EKEY),LF SILVER+BLACK	USB KEYBOARD,KU-0355,US VER.,104KS(WITH EKEY),LF SILVER+BLACK	KB.KUS03.177
USB KEYBOARD,KU-0355,T.CHINESE VER.,104KS(WITH EKEY),LF SILVER+BLACK	USB KEYBOARD,KU-0355,T.CHINESE VER.,104KS(WITH EKEY),LF SILVER+BLACK	KB.KUS03.178
USB KEYBOARD, KU-0355, S.CHINESE, 104KS(WITH EKEY),LF SILVER+BLACK	USB KEYBOARD, KU-0355, S.CHINESE, 104KS(WITH EKEY),LF SILVER+BLACK	KB.KUS03.179

Partname	Description	Acer Part No.
USB KEYBOARD,KU-0355,IN'L US VER.,104KS(WITH EKEY),LF SILVER+BLACK	USB KEYBOARD,KU-0355,IN'L US VER.,104KS(WITH EKEY),LF SILVER+BLACK	KB.KUS03.180
USB KEYBOARD,KU-0355,ARABIC VER.,104KS(WITH EKEY),LF SILVER+BLACK	USB KEYBOARD,KU-0355,ARABIC VER.,104KS(WITH EKEY),LF SILVER+BLACK	KB.KUS03.181
USB KEYBOARD,KU-0355,THAI VER.,104KS(WITH EKEY),LF SILVER+BLACK	USB KEYBOARD,KU-0355,THAI VER.,104KS(WITH EKEY),LF SILVER+BLACK	KB.KUS03.182
USB KEYBOARD,KU-0355,SPANISH VER.,105KS(WITH EKEY),LF SILVER+BLACK	USB KEYBOARD,KU-0355,SPANISH VER.,105KS(WITH EKEY),LF SILVER+BLACK	KB.KUS03.183
USB KEYBOARD,KU-0355,PORTUGESE VER.,105KS(WITH EKEY),LF SILVER+BLACK	USB KEYBOARD,KU-0355,PORTUGESE VER.,105KS(WITH EKEY),LF SILVER+BLACK	KB.KUS03.184
USB KEYBOARD,KU-0355,CANADIAN/FRENCH VER.,105KS(WITH EKEY),LF SILVER+BLACK	USB KEYBOARD,KU-0355, CANADIAN/FRENCH VER., 105KS (WITH EKEY), LF SILVER+BLACK	KB.KUS03.185
USB KEYBOARD,KU-0355,BRAZILIAN VER.,107KS(WITH EKEY),LF SILVER+BLACK	USB KEYBOARD,KU-0355,BRAZILIAN VER.,107KS(WITH EKEY),LF SILVER+BLACK	KB.KUS03.186
USB KEYBOARD,KU-0355,JPNESE,109KS(WITH EKEY),LF SILVER+BLACK	USB KEYBOARD,KU-0355, JPNESE,109KS (WITH EKEY), LF SILVER+BLACK	KB.KUS03.187
USB KEYBOARD,KU-0355,US VER.,104KS,JPN ABS(WITH EKEY),LF SILVER+BLACK	USB KEYBOARD,KU-0355,US VER.,104KS,JPN ABS(WITH EKEY),LF SILVER+BLACK	KB.KUS03.188
USB KEYBOARD,KU-0355,IN'L US VER.,104KS,JPN ABS(WITH EKEY),LF SILVER+BLACK	USB KEYBOARD,KU-0355,IN'L US VER.,104KS,JPN ABS(WITH EKEY),LF SILVER+BLACK	KB.KUS03.189
USB KEYBOARD,KU-0355,ARABIC VER.,104KS,JPN ABS(WITH EKEY),LF SILVER+BLACK	USB KEYBOARD,KU-0355,ARABIC VER.,104KS,JPN ABS(WITH EKEY),LF SILVER+BLACK	KB.KUS03.190
USB KEYBOARD,KU-0355,GERMANY VER.,105KS,JPN ABS(WITH EKEY),LF SILVER+BLACK	USB KEYBOARD,KU-0355,GERMANY VER.,105KS,JPN ABS(WITH EKEY),LF SILVER+BLACK	KB.KUS03.191
USB KEYBOARD,KU-0355,ITALIAN VER.,105KS,JPN ABS(WITH EKEY),LF SILVER+BLACK	USB KEYBOARD,KU-0355,ITALIAN VER.,105KS,JPN ABS(WITH EKEY),LF SILVER+BLACK	KB.KUS03.192
USB KEYBOARD,KU-0355,FRENCH VER.,105KS,JPN ABS(WITH EKEY),LF SILVER+BLACK	USB KEYBOARD,KU-0355,FRENCH VER.,105KS,JPN ABS(WITH EKEY),LF SILVER+BLACK	KB.KUS03.193
USB KEYBOARD,KU-0355,SWEDEN VER.,105KS,JPN ABS(WITH EKEY),LF SILVER+BLACK	USB KEYBOARD,KU-0355,SWEDEN VER.,105KS,JPN ABS(WITH EKEY),LF SILVER+BLACK	KB.KUS03.194
USB KEYBOARD,KU-0355,UK VER.,104KS,JPN ABS(WITH EKEY),LF SILVER+BLACK	USB KEYBOARD,KU-0355,UK VER.,104KS,JPN ABS(WITH EKEY),LF SILVER+BLACK	KB.KUS03.195
USB KEYBOARD,KU-0355,SPANISH VER.,105KS,JPN ABS(WITH EKEY),LF SILVER+BLACK	USB KEYBOARD,KU-0355,SPANISH VER.,105KS,JPN ABS(WITH EKEY),LF SILVER+BLACK	KB.KUS03.196
USB KEYBOARD,KU-0355,DUTCH VER.,105KS,JPN ABS(WITH EKEY),LF SILVER+BLACK	USB KEYBOARD,KU-0355,DUTCH VER.,105KS,JPN ABS(WITH EKEY),LF SILVER+BLACK	KB.KUS03.197
USB KEYBOARD,KU-0355,PORTUGESE VER.,105KS,JPN ABS(WITH EKEY),LF SILVER+BLACK	USB KEYBOARD,KU-0355,PORTUGESE VER.,105KS,JPN ABS(WITH EKEY),LF SILVER+BLACK	KB.KUS03.198



Partname	Description	Acer Part No.
USB KEYBOARD,KU-0355,SWISS VER.,105KS,JPN ABS(WITH EKEY),LF SILVER+BLACK	USB KEYBOARD,KU-0355,SWISS VER.,105KS,JPN ABS(WITH EKEY),LF SILVER+BLACK	KB.KUS03.199
USB KEYBOARD,KU-0355,BELGIUM VER.,105KS,JPN ABS(WITH EKEY),LF SILVER+BLACK	USB KEYBOARD,KU-0355,BELGIUM VER.,105KS,JPN ABS(WITH EKEY),LF SILVER+BLACK	KB.KUS03.200
USB KEYBOARD,KU-0355,HOLLAND VER.,105KS,JPN ABS(WITH EKEY),LF SILVER+BLACK	USB KEYBOARD,KU-0355,HOLLAND VER.,105KS,JPN ABS(WITH EKEY),LF SILVER+BLACK	KB.KUS03.201
USB KEYBOARD,KU-0355,ICELAND VER.,105KS,JPN ABS(WITH EKEY),LF SILVER+BLACK	USB KEYBOARD,KU-0355,ICELAND VER.,105KS,JPN ABS(WITH EKEY),LF SILVER+BLACK	KB.KUS03.202
USB KEYBOARD,KU-0355,NORWEGIAN VER.,105KS,JPN ABS(WITH EKEY),LF SILVER+BLACK	USB KEYBOARD,KU-0355,NORWEGIAN VER.,105KS,JPN ABS(WITH EKEY),LF SILVER+BLACK	KB.KUS03.203
USB KEYBOARD,KU-0355,HEBREW VER.,104KS,JPN ABS(WITH EKEY),LF SILVER+BLACK	USB KEYBOARD,KU-0355,HEBREW VER.,104KS,JPN ABS(WITH EKEY),LF SILVER+BLACK	KB.KUS03.204
USB KEYBOARD,KU-0355,POLISH VER.,105KS,JPN ABS(WITH EKEY),LF SILVER+BLACK	USB KEYBOARD,KU-0355,POLISH VER.,105KS,JPN ABS(WITH EKEY),LF SILVER+BLACK	KB.KUS03.205
USB KEYBOARD,KU-0355,SLOVENIAN VER.,105KS,JPN ABS(WITH EKEY),LF SILVER+BLACK	USB KEYBOARD,KU-0355,SLOVENIAN VER.,105KS,JPN ABS(WITH EKEY),LF SILVER+BLACK	KB.KUS03.206
USB KEYBOARD,KU-0355,SLOVAKIAN VER.,105KS,JPN ABS(WITH EKEY),LF SILVER+BLACK	USB KEYBOARD,KU-0355,SLOVAKIAN VER.,105KS,JPN ABS(WITH EKEY),LF SILVER+BLACK	KB.KUS03.207
USB KEYBOARD,KU-0355,TURKEY VER.,105KS,JPN ABS(WITH EKEY),LF SILVER+BLACK	USB KEYBOARD,KU-0355,TURKEY VER.,105KS,JPN ABS(WITH EKEY),LF SILVER+BLACK	KB.KUS03.208
USB KEYBOARD,KU-0355,RUSSIAMVER.,104KS,JPN ABS(WITH EKEY),LF SILVER+BLACK	USB KEYBOARD,KU-0355,RUSSIAMVER.,104KS,JPN ABS(WITH EKEY),LF SILVER+BLACK	KB.KUS03.209
USB KEYBOARD,KU-0355,HUNGARIA VER.,105KS,JPN ABS(WITH EKEY),LF SILVER+BLACK	USB KEYBOARD,KU-0355,HUNGARIA VER.,105KS,JPN ABS(WITH EKEY),LF SILVER+BLACK	KB.KUS03.210
USB KEYBOARD,KU-0355,GREEK VER.,104KS,JPN ABS(WITH EKEY),LF SILVER+BLACK	USB KEYBOARD,KU-0355,GREEK VER.,104KS,JPN ABS(WITH EKEY),LF SILVER+BLACK	KB.KUS03.211
USB KEYBOARD,KU-0355,DENMARK VER.,104KS,JPN ABS(WITH EKEY),LF SILVER+BLACK	USB KEYBOARD,KU-0355,DENMARK VER.,104KS,JPN ABS(WITH EKEY),LF SILVER+BLACK	KB.KUS03.212
USB KEYBOARD,KU-0355,CZECH VER.,104KS,JPN ABS(WITH EKEY),LF SILVER+BLACK	USB KEYBOARD,KU-0355,CZECH VER.,104KS,JPN ABS(WITH EKEY),LF SILVER+BLACK	KB.KUS03.213
USB KEYBOARD,KU-0355,ITALIAN NEW LAYOUT,105KS,JPN ABS(WITH EKEY),LF SILVER+BLACK	USB KEYBOARD,KU-0355,ITALIAN NEW LAYOUT,105KS,JPN ABS(WITH EKEY),LF SILVER+BLACK	KB.KUS03.214
USB KEYBOARD,KU-0355,ROMANIAN VER.,105KS,JPN ABS(WITH EKEY),LF SILVER+BLACK	USB KEYBOARD,KU-0355,ROMANIAN VER.,105KS,JPN ABS(WITH EKEY),LF SILVER+BLACK	KB.KUS03.215
USB KEYBOARD,KU-0355,TURKEY/FRENCH VER.,105KS,JPN ABS(WITH EKEY),LF SILVER+BLACK	USB KEYBOARD,KU-0355,TURKEY/FRENCH VER.,105KS,JPN ABS(WITH EKEY),LF SILVER+BLACK	KB.KUS03.216
PS/2 KEYBOARD, KBP2971, US VER., 104KEYS	PS/2 KEYBOARD, KBP2971, US VER., 104KEYS	KB.KBP03.066

Partname	Description	Acer Part No.
PS/2 KEYBOARD, KBP2971, T.CHINESE VER., 104KEYS	PS/2 KEYBOARD, KBP2971, T.CHINESE VER., 104KEYS	KB.KBP03.067
PS/2 KEYBOARD, KBP2971, ARABIC VER., 104KEYS	PS/2 KEYBOARD, KBP2971, ARABIC VER., 104KEYS	KB.KBP03.068
PS/2 KEYBOARD, KBP2971, THAI VER., 104KEYS	PS/2 KEYBOARD, KBP2971, THAI VER., 104KEYS	KB.KBP03.069
PS/2 KEYBOARD, KBP2971, SPANISH/US VER., 105KEYS	PS/2 KEYBOARD, KBP2971, SPANISH/US VER., 105KEYS	KB.KBP03.070
PS/2 KEYBOARD, KBP2971, INT'L US VER., 104KEYS	PS/2 KEYBOARD, KBP2971, INT'L US VER., 104KEYS	KB.KBP03.071
PS/2 KEYBOARD, KBP2971, CANADIAN/FRENCH VER., 105KEYS	PS/2 KEYBOARD, KBP2971, CANADIAN/FRENCH VER., 105KEYS	KB.KBP03.072
PS/2 KEYBOARD, KBP2971, BRAZILIAN VER., 107KEYS	PS/2 KEYBOARD, KBP2971, BRAZILIAN VER., 107KEYS	KB.KBP03.073
PS/2 KEYBOARD, KBP2971, UK VER., 104KEYS	PS/2 KEYBOARD, KBP2971, UK VER., 104KEYS	KB.KBP03.074
PS/2 KEYBOARD, KBP2971, FRENCH VER., 105KEYS	PS/2 KEYBOARD, KBP2971, FRENCH VER., 105KEYS	KB.KBP03.075
PS/2 KEYBOARD, KBP2971, GERMANY VER., 105KEYS	PS/2 KEYBOARD, KBP2971, GERMANY VER., 105KEYS	KB.KBP03.076
PS/2 KEYBOARD, KBP2971, ITALIAN VER., 105KEYS	PS/2 KEYBOARD, KBP2971, ITALIAN VER., 105KEYS	KB.KBP03.077
PS/2 KEYBOARD, KBP2971, SWISS VER., 105KEYS	PS/2 KEYBOARD, KBP2971, SWISS VER., 105KEYS	KB.KBP03.078
PS/2 KEYBOARD, KBP2971, SWEDISH VER., 105KEYS	PS/2 KEYBOARD, KBP2971, SWEDISH VER., 105KEYS	KB.KBP03.079
PS/2 KEYBOARD, KBP2971, BELGIUM VER., 105KEYS	PS/2 KEYBOARD, KBP2971, BELGIUM VER., 105KEYS	KB.KBP03.080
PS/2 KEYBOARD, KBP2971, DUTCH VER., 105KEYS	PS/2 KEYBOARD, KBP2971, DUTCH VER., 105KEYS	KB.KBP03.081
PS/2 KEYBOARD, KBP2971, HOLLAND VER., 105KEYS	PS/2 KEYBOARD, KBP2971, HOLLAND VER., 105KEYS	KB.KBP03.082
PS/2 KEYBOARD, KBP2971, SPANISH VER., 105KEYS	PS/2 KEYBOARD, KBP2971, SPANISH VER., 105KEYS	KB.KBP03.083
PS/2 KEYBOARD, KBP2971, PORTUGESE VER., 105KEYS	PS/2 KEYBOARD, KBP2971, PORTUGESE VER., 105KEYS	KB.KBP03.084
PS/2 KEYBOARD, KBP2971, ICELAND VER., 105KEYS	PS/2 KEYBOARD, KBP2971, ICELAND VER., 105KEYS	KB.KBP03.085
PS/2 KEYBOARD, KBP2971, NORWEGIAN VER., 105KEYS	PS/2 KEYBOARD, KBP2971, NORWEGIAN VER., 105KEYS	KB.KBP03.086
PS/2 KEYBOARD, KBP2971, HEBREW VER., 105KEYS	PS/2 KEYBOARD, KBP2971, HEBREW VER., 105KEYS	KB.KBP03.087
PS/2 KEYBOARD, KBP2971, POLISH VER., 105KEYS	PS/2 KEYBOARD, KBP2971, POLISH VER., 105KEYS	KB.KBP03.088
PS/2 KEYBOARD, KBP2971, SLOVENIAN VER., 105KEYS	PS/2 KEYBOARD, KBP2971, SLOVENIAN VER., 105KEYS	KB.KBP03.089
PS/2 KEYBOARD, KBP2971, SLOVAKIAN VER., 105KEYS	PS/2 KEYBOARD, KBP2971, SLOVAKIAN VER., 105KEYS	KB.KBP03.090
PS/2 KEYBOARD, KBP2971, TURKEY VER., 105KEYS	PS/2 KEYBOARD, KBP2971, TURKEY VER., 105KEYS	KB.KBP03.091
PS/2 KEYBOARD, KBP2971, RUSSIAMVER., 104KEYS	PS/2 KEYBOARD, KBP2971, RUSSIAMVER., 104KEYS	KB.KBP03.092
PS/2 KEYBOARD, KBP2971, HUNGARIA VER., 105KEYS	PS/2 KEYBOARD, KBP2971, HUNGARIA VER., 105KEYS	KB.KBP03.093

Partname	Description	Acer Part No.
PS/2 KEYBOARD, KBP2971, GREEK VER., 104KEYS	PS/2 KEYBOARD, KBP2971, GREEK VER., 104KEYS	KB.KBP03.094
PS/2 KEYBOARD, KBP2971, DENMARK VER., 105KEYS	PS/2 KEYBOARD, KBP2971, DENMARK VER., 105KEYS	KB.KBP03.095
PS/2 KEYBOARD, KBP2971, CZECH VER., 104KEYS	PS/2 KEYBOARD, KBP2971, CZECH VER., 104KEYS	KB.KBP03.097
PS/2 KEYBOARD, KBP2971, US VER., 104KEYS, JAPAN ABS BLACK	PS/2 KEYBOARD, KBP2971, US VER., 104KEYS, JAPAN ABS BLACK	KB.KBP03.098
PS/2 KEYBOARD, KBP2971, ARABIC VER., 104KEYS, JAPAN ABS BLACK	PS/2 KEYBOARD, KBP2971, ARABIC VER., 104KEYS, JAPAN ABS BLACK	KB.KBP03.099
PS/2 KEYBOARD, KBP2971, INT'L US VER., 104KEYS, JAPAN ABS BLACK	PS/2 KEYBOARD, KBP2971, INT'L US VER., 104KEYS, JAPAN ABS BLACK	KB.KBP03.101
PS/2 KEYBOARD, KBP2971, UK VER., 104KEYS, JAPAN ABS BLACK	PS/2 KEYBOARD, KBP2971, UK VER., 104KEYS, JAPAN ABS BLACK	KB.KBP03.102
PS/2 KEYBOARD, KBP2971, FRENCH VER., 105KEYS, JAPAN ABS BLACK	PS/2 KEYBOARD, KBP2971, FRENCH VER., 105KEYS, JAPAN ABS BLACK	KB.KBP03.103
PS/2 KEYBOARD, KBP2971, GERMANY VER., 105KEYS, JAPAN ABS BLACK	PS/2 KEYBOARD, KBP2971, GERMANY VER., 105KEYS, JAPAN ABS BLACK	KB.KBP03.104
PS/2 KEYBOARD, KBP2971, ITALIAN VER., 105KEYS, JAPAN ABS BLACK	PS/2 KEYBOARD, KBP2971, ITALIAN VER., 105KEYS, JAPAN ABS BLACK	KB.KBP03.105
PS/2 KEYBOARD, KBP2971, SWISS VER., 105KEYS, JAPAN ABS BLACK	PS/2 KEYBOARD, KBP2971, SWISS VER., 105KEYS, JAPAN ABS BLACK	KB.KBP03.106
PS/2 KEYBOARD, KBP2971, SWEDISH VER., 105KEYS, JAPAN ABS BLACK	PS/2 KEYBOARD, KBP2971, SWEDISH VER., 105KEYS, JAPAN ABS BLACK	KB.KBP03.107
PS/2 KEYBOARD, KBP2971, BELGIUM VER., 105KEYS, JAPAN ABS BLACK	PS/2 KEYBOARD, KBP2971, BELGIUM VER., 105KEYS, JAPAN ABS BLACK	KB.KBP03.108
PS/2 KEYBOARD, KBP2971, DUTCH VER., 105KEYS, JAPAN ABS BLACK	PS/2 KEYBOARD, KBP2971, DUTCH VER., 105KEYS, JAPAN ABS BLACK	KB.KBP03.109
PS/2 KEYBOARD, KBP2971, HOLLAND VER., 105KEYS, JAPAN ABS BLACK	PS/2 KEYBOARD, KBP2971, HOLLAND VER., 105KEYS, JAPAN ABS BLACK	KB.KBP03.110
PS/2 KEYBOARD, KBP2971, SPANISH VER., 105KEYS, JAPAN ABS BLACK	PS/2 KEYBOARD, KBP2971, SPANISH VER., 105KEYS, JAPAN ABS BLACK	KB.KBP03.111
PS/2 KEYBOARD, KBP2971, PORTUGESE VER., 105KEYS, JAPAN ABS BLACK	PS/2 KEYBOARD, KBP2971, PORTUGESE VER., 105KEYS, JAPAN ABS BLACK	KB.KBP03.112
PS/2 KEYBOARD, KBP2971, ICELAND VER., 105KEYS, JAPAN ABS BLACK	PS/2 KEYBOARD, KBP2971, ICELAND VER., 105KEYS, JAPAN ABS BLACK	KB.KBP03.113
PS/2 KEYBOARD, KBP2971, NORWEGIAN VER., 105KEYS, JAPAN ABS BLACK	PS/2 KEYBOARD, KBP2971, NORWEGIAN VER., 105KEYS, JAPAN ABS BLACK	KB.KBP03.114
PS/2 KEYBOARD, KBP2971, HEBREW VER., 105KEYS, JAPAN ABS BLACK	PS/2 KEYBOARD, KBP2971, HEBREW VER., 105KEYS, JAPAN ABS BLACK	KB.KBP03.115
PS/2 KEYBOARD, KBP2971, POLISH VER., 105KEYS, JAPAN ABS BLACK	PS/2 KEYBOARD, KBP2971, POLISH VER., 105KEYS, JAPAN ABS BLACK	KB.KBP03.116
PS/2 KEYBOARD, KBP2971, SLOVENIAN VER., 105KEYS, JAPAN ABS BLACK	PS/2 KEYBOARD, KBP2971, SLOVENIAN VER., 105KEYS, JAPAN ABS BLACK	KB.KBP03.117
PS/2 KEYBOARD, KBP2971, SLOVAKIAN VER., 105KEYS, JAPAN ABS BLACK	PS/2 KEYBOARD, KBP2971, SLOVAKIAN VER., 105KEYS, JAPAN ABS BLACK	KB.KBP03.118
PS/2 KEYBOARD, KBP2971, TURKEY VER., 105KEYS, JAPAN ABS BLACK	PS/2 KEYBOARD, KBP2971, TURKEY VER., 105KEYS, JAPAN ABS BLACK	KB.KBP03.119
PS/2 KEYBOARD, KBP2971, RUSSIAMVER., 104KEYS, JAPAN ABS BLACK	PS/2 KEYBOARD, KBP2971, RUSSIAMVER., 104KEYS, JAPAN ABS BLACK	KB.KBP03.120
PS/2 KEYBOARD, KBP2971, HUNGARIA VER., 105KEYS, JAPAN ABS BLACK	PS/2 KEYBOARD, KBP2971, HUNGARIA VER., 105KEYS, JAPAN ABS BLACK	KB.KBP03.121
PS/2 KEYBOARD, KBP2971, GREEK VER., 104KEYS, JAPAN ABS BLACK	PS/2 KEYBOARD, KBP2971, GREEK VER., 104KEYS, JAPAN ABS BLACK	KB.KBP03.122

Partname	Description	Acer Part No.
PS/2 KEYBOARD, KBP2971, DENMARK VER., 105KEYS, JAPAN ABS BLACK	PS/2 KEYBOARD, KBP2971, DENMARK VER., 105KEYS, JAPAN ABS BLACK	KB.KBP03.123
PS/2 KEYBOARD, KBP2971, CZECH VER., 104KEYS, JAPAN ABS BLACK	PS/2 KEYBOARD, KBP2971, CZECH VER., 104KEYS, JAPAN ABS BLACK	KB.KBP03.124
USB KB(SILVER), KU0355, US VER., 104KEYS	USB KB(SILVER), KU0355, US VER., 104KEYS	KB.KUP03.034
USB KB(SILVER), KU0355, T.CHINESE VER., 104KEYS	USB KB(SILVER), KU0355, T.CHINESE VER., 104KEYS	KB.KUP03.035
USB KB(SILVER), KU0355, INT'L US VER., 104 KEYS	USB KB(SILVER), KU0355, INT'L US VER., 104 KEYS	KB.KUP03.036
USB KB (SILVER), KU0355, ARABIC VER., 104 KEYS	USB KB (SILVER), KU0355, ARABIC VER., 104 KEYS	KB.KUP03.037
USB KB (SILVER), KU0355, THAI VER., 104 KEYS	USB KB (SILVER), KU0355, THAI VER., 104 KEYS	KB.KUP03.038
USB KB (SILVER), KU0355, GERMANY VER., 105 KEYS	USB KB (SILVER), KU0355, GERMANY VER., 105 KEYS	KB.KUP03.039
USB KB (SILVER), KU0355, ITALIAN VER., 105 KEYS	USB KB (SILVER), KU0355, ITALIAN VER., 105 KEYS	KB.KUP03.040
USB KB (SILVER), KU0355, FRENCH VER., 105 KEYS	USB KB (SILVER), KU0355, FRENCH VER., 105 KEYS	KB.KUP03.041
USB KB (SILVER), KU0355, SWEDEN VER., 105 KEYS	USB KB (SILVER), KU0355, SWEDEN VER., 105 KEYS	KB.KUP03.042
USB KB (SILVER), KU0355, UK VER., 104 KEYS	USB KB (SILVER), KU0355, UK VER., 104 KEYS	KB.KUS03.001
USB KB (SILVER), KU0355, SPANISH VER., 105 KEYS	USB KB (SILVER), KU0355, SPANISH VER., 105 KEYS	KB.KUS03.002
USB KB (SILVER), KU0355, DUTCH VER., 105 KEYS	USB KB (SILVER), KU0355, DUTCH VER., 105 KEYS	KB.KUS03.003
USB KB (SILVER), KU0355, PORTUGESE VER., 105 KEYS	USB KB (SILVER), KU0355, PORTUGESE VER., 105 KEYS	KB.KUS03.004
USB KEYBOARD, KU0355, CANADIAN/ FRENCH VER., 105KEYS	USB KEYBOARD, KU0355, CANADIAN/ FRENCH VER., 105KEYS	KB.KUS03.009
USB KEYBOARD, KU0355, BRAZILIAN VER., 107KEYS	USB KEYBOARD, KU0355, BRAZILIAN VER., 107KEYS	KB.KUS03.010
USB KEYBOARD, KU0355, SWISS VER., 105KEYS	USB KEYBOARD, KU0355, SWISS VER., 105KEYS	KB.KUS03.011
USB KEYBOARD, KU0355, BELGIUM VER., 105KEYS	USB KEYBOARD, KU0355, BELGIUM VER., 105KEYS	KB.KUS03.012
USB KEYBOARD, KU0355, DUTCH VER., 105KEYS	USB KEYBOARD, KU0355, DUTCH VER., 105KEYS	KB.KUS03.013
USB KEYBOARD, KU0355, ICELAND VER., 105KEYS	USB KEYBOARD, KU0355, ICELAND VER., 105KEYS	KB.KUS03.014
USB KEYBOARD, KU0355, NORWEGIAN VER., 105KEYS	USB KEYBOARD, KU0355, NORWEGIAN VER., 105KEYS	KB.KUS03.015
USB KEYBOARD, KU0355, HEBREW VER., 105KEYS	USB KEYBOARD, KU0355, HEBREW VER., 105KEYS	KB.KUS03.016
USB KEYBOARD, KU0355, POLISH VER., 105KEYS	USB KEYBOARD, KU0355, POLISH VER., 105KEYS	KB.KUS03.017
USB KEYBOARD, KU0355, SLOVENIAN VER., 105KEYS	USB KEYBOARD, KU0355, SLOVENIAN VER., 105KEYS	KB.KUS03.018
USB KEYBOARD, KU0355, SLOVAKIAN VER., 105KEYS	USB KEYBOARD, KU0355, SLOVAKIAN VER., 105KEYS	KB.KUS03.019
USB KEYBOARD, KU0355, TURKEY VER., 105KEYS	USB KEYBOARD, KU0355, TURKEY VER., 105KEYS	KB.KUS03.020

Partname	Description	Acer Part No.
USB KEYBOARD, KU0355, RUSSIAMVER., 104KEYS	USB KEYBOARD, KU0355, RUSSIAMVER., 104KEYS	KB.KUS03.021
USB KEYBOARD, KU0355, HUNGARIA VER., 105KEYS	USB KEYBOARD, KU0355, HUNGARIA VER., 105KEYS	KB.KUS03.022
USB KEYBOARD, KU0355, GREEK VER., 104KEYS	USB KEYBOARD, KU0355, GREEK VER., 104KEYS	KB.KUS03.023
USB KEYBOARD, KU0355, DENMARK VER., 104KEYS	USB KEYBOARD, KU0355, DENMARK VER., 104KEYS	KB.KUS03.024
USB KEYBOARD, KU0355, CZECH, 104KEYS	USB KEYBOARD, KU0355, CZECH, 104KEYS	KB.KUS03.058
USB KEYBOARD, KU-0355, US VER., 104KEYS, JAPAN ABS SLIVER+BLACK	USB KEYBOARD, KU-0355, US VER., 104KEYS, JAPAN ABS SLIVER+BLACK	KB.KUS03.062
USB KEYBOARD, KU-0355, IN'L US VER., 104KEYS, JAPAN ABS SLIVER+BLACK	USB KEYBOARD, KU-0355, IN'L US VER., 104KEYS, JAPAN ABS SLIVER+BLACK	KB.KUS03.063
USB KEYBOARD, KU-0355, ARABIC VER., 104KEYS, JAPAN ABS SLIVER+BLACK	USB KEYBOARD, KU-0355, ARABIC VER., 104KEYS, JAPAN ABS SLIVER+BLACK	KB.KUS03.064
USB KEYBOARD, KU-0355, GERMANY VER., 105KEYS, JAPAN ABS SLIVER+BLACK	USB KEYBOARD, KU-0355, GERMANY VER., 105KEYS, JAPAN ABS SLIVER+BLACK	KB.KUS03.065
USB KEYBOARD, KU-0355, ITALIAN VER., 105KEYS, JAPAN ABS SLIVER+BLACK	USB KEYBOARD, KU-0355, ITALIAN VER., 105KEYS, JAPAN ABS SLIVER+BLACK	KB.KUS03.066
USB KEYBOARD, KU-0355, FRENCH VER., 105KEYS, JAPAN ABS SLIVER+BLACK	USB KEYBOARD, KU-0355, FRENCH VER., 105KEYS, JAPAN ABS SLIVER+BLACK	KB.KUS03.067
USB KEYBOARD, KU-0355, SWEDEN VER., 105KEYS, JAPAN ABS SLIVER+BLACK	USB KEYBOARD, KU-0355, SWEDEN VER., 105KEYS, JAPAN ABS SLIVER+BLACK	KB.KUS03.068
USB KEYBOARD, KU-0355, UK VER., 104KEYS, JAPAN ABS SLIVER+BLACK	USB KEYBOARD, KU-0355, UK VER., 104KEYS, JAPAN ABS SLIVER+BLACK	KB.KUS03.069
USB KEYBOARD, KU-0355, SPANISH VER., 105KEYS, JAPAN ABS SLIVER+BLACK	USB KEYBOARD, KU-0355, SPANISH VER., 105KEYS, JAPAN ABS SLIVER+BLACK	KB.KUS03.070
USB KEYBOARD, KU-0355, DUTCH VER., 105KEYS, JAPAN ABS SLIVER+BLACK	USB KEYBOARD, KU-0355, DUTCH VER., 105KEYS, JAPAN ABS SLIVER+BLACK	KB.KUS03.071
USB KEYBOARD, KU-0355, PORTUGESE VER., 105KEYS, JAPAN ABS SLIVER+BLACK	USB KEYBOARD, KU-0355, PORTUGESE VER., 105KEYS, JAPAN ABS SLIVER+BLACK	KB.KUS03.072
USB KEYBOARD, KU-0355, SWISS VER., 105KEYS, JAPAN ABS SLIVER+BLACK	USB KEYBOARD, KU-0355, SWISS VER., 105KEYS, JAPAN ABS SLIVER+BLACK	KB.KUS03.073
USB KEYBOARD, KU-0355, BELGIUM VER., 105KEYS, JAPAN ABS SLIVER+BLACK	USB KEYBOARD, KU-0355, BELGIUM VER., 105KEYS, JAPAN ABS SLIVER+BLACK	KB.KUS03.074
USB KEYBOARD, KU-0355, HOLLAND VER., 105KEYS, JAPAN ABS SLIVER+BLACK	USB KEYBOARD, KU-0355, HOLLAND VER., 105KEYS, JAPAN ABS SLIVER+BLACK	KB.KUS03.075
USB KEYBOARD, KU-0355, ICELAND VER., 105KEYS, JAPAN ABS SLIVER+BLACK	USB KEYBOARD, KU-0355, ICELAND VER., 105KEYS, JAPAN ABS SLIVER+BLACK	KB.KUS03.076
USB KEYBOARD, KU-0355, NORWEGIAN VER., 105KEYS, JAPAN ABS SLIVER+BLACK	USB KEYBOARD, KU-0355, NORWEGIAN VER., 105KEYS, JAPAN ABS SLIVER+BLACK	KB.KUS03.077
USB KEYBOARD, KU-0355, HEBREW VER., 105KEYS, JAPAN ABS SLIVER+BLACK	USB KEYBOARD, KU-0355, HEBREW VER., 105KEYS, JAPAN ABS SLIVER+BLACK	KB.KUS03.078
USB KEYBOARD, KU-0355, POLISH VER., 105KEYS, JAPAN ABS SLIVER+BLACK	USB KEYBOARD, KU-0355, POLISH VER., 105KEYS, JAPAN ABS SLIVER+BLACK	KB.KUS03.079
USB KEYBOARD, KU-0355, SLOVENIAN VER., 105KEYS, JAPAN ABS SLIVER+BLACK	USB KEYBOARD, KU-0355, SLOVENIAN VER., 105KEYS, JAPAN ABS SLIVER+BLACK	KB.KUS03.080
USB KEYBOARD, KU-0355, SLOVAKIAN VER., 105KEYS, JAPAN ABS SLIVER+BLACK	USB KEYBOARD, KU-0355, SLOVAKIAN VER., 105KEYS, JAPAN ABS SLIVER+BLACK	KB.KUS03.081

Partname	Description	Acer Part No.
USB KEYBOARD, KU-0355, TURKEY VER., 105KEYS, JAPAN ABS SLIVER+BLACK	USB KEYBOARD, KU-0355, TURKEY VER., 105KEYS, JAPAN ABS SLIVER+BLACK	KB.KUS03.082
USB KEYBOARD, KU-0355, RUSSIAMVER., 104KEYS, JAPAN ABS SLIVER+BLACK	USB KEYBOARD, KU-0355, RUSSIAMVER., 104KEYS, JAPAN ABS SLIVER+BLACK	KB.KUS03.083
USB KEYBOARD, KU-0355, HUNGARIA VER., 105KEYS, JAPAN ABS SLIVER+BLACK	USB KEYBOARD, KU-0355, HUNGARIA VER., 105KEYS, JAPAN ABS SLIVER+BLACK	KB.KUS03.084
USB KEYBOARD, KU-0355, GREEK VER., 104KEYS, JAPAN ABS SLIVER+BLACK	USB KEYBOARD, KU-0355, GREEK VER., 104KEYS, JAPAN ABS SLIVER+BLACK	KB.KUS03.085
USB KEYBOARD, KU-0355, DENMARK VER., 104KEYS, JAPAN ABS SLIVER+BLACK	USB KEYBOARD, KU-0355, DENMARK VER., 104KEYS, JAPAN ABS SLIVER+BLACK	KB.KUS03.086
USB KEYBOARD, KU-0355, CZECH VER., 104KEYS, JAPAN ABS SLIVER+BLACK	USB KEYBOARD, KU-0355, CZECH VER., 104KEYS, JAPAN ABS SLIVER+BLACK	KB.KUS03.087
<b>HDD / HARD DISK DRIVE</b>		
HDD 80GB 7200RPM 8MB SATA SEAGATE PUMA ST380013AS	HDD 80G/7200 SATA ST380013AS SEAGATE	KH.08001.009
HDD 120GB 7200RPM 8MB SATA SEAGATE PUMA ST3120026AS	HDD 120GB 7200RPM 8MB SATA SEAGATE PUMA ST3120026AS	KH.12001.011
HDD 160GB 7200RPM 8MB SATA SEAGATE PUMA ST3160023AS	HDD SATA 160G 7200 ST3160023AS SEAGATE	KH.16001.010
Seagate Tonka1 SATA 1.5G, 8MB	HDD,SATA 200G 7200RPM 8MB (ROHS) TONKA1,ST3200826AS, F/W: 3.03,SEAGATE	KH.20001.005
Seagate Tonka1 250G SATA 1.5G, 8MB	HDD 250G 7200 SATA ST3250823AS SEAGATE	KH.25001.002
Seagate Tonka1 300G SATA 1.5G, 8MB	HDD 300G 7200 SATA ST3300831AS SEAGATE	KH.30001.004
Seagate Tonka1 400G SATA 1.5G, 8MB	HDD 400G 7200 SATA ST3400832AS SEAGATE	KH.40001.002
HDD 250GB 7200RPM TONKA 1 SATA 8MB (ROHS) SEAGATE ST3250823AS	HDD 250GB 7200RPM TONKA 1 SATA 8MB (ROHS) SEAGATE ST3250823AS	KH.25001.004
HDD 300GB 7200RPM TONKA 1 SATA 8MB (ROHS) SEAGATE ST3300831AS	HDD 300GB 7200RPM TONKA 1 SATA 8MB (ROHS) SEAGATE ST3300831AS	KH.30001.006
HDD 400GB 7200RPM TONKA 1 SATA 8MB (ROHS) SEAGATE ST3400832AS	HDD 400GB 7200RPM TONKA 1 SATA 8MB (ROHS) SEAGATE ST3400832AS	KH.40001.004
HDD 160G 7200RPM XL80II ROHS SATA 8MB WD WD1600JD-22HBC0	160G WD 3.5" 7200RPM XL80IIWD1600JD-22HBC0 ROHS SATA 8M	KH.16008.011
WD XL80III 80G 7200RPM SATAII 3.0G HDD / 2MB (RoHS) (non-NCQ)	HDD,80G 7200RPM,SATAII,WD800BD-22LRA0,WD	KH.08008.022
WD XL80III 80G 7200RPM SATAII 3.0G HDD / 8MB (RoHS) (non-NCQ)	HDD,80G 7200RPM,SATAII,WD800JD-22LSA0,WD	KH.08008.023
WD XL80III 120G 7200RPM SATAII 3.0G HDD / 8MB (RoHS) (non-NCQ)	HDD,120G 7200RPM,SATAII,WD1200JS-22MHB0,WD	KH.12008.012
WD XL80III 160G 7200RPM SATAII 3.0G HDD / 8MB (RoHS) (non-NCQ)	HDD,160G 7200RPM,SATAII,WD1600JS-22MHB0,WD	KH.16008.012
WD XL80III 200G 7200RPM SATAII 3.0G HDD / 8MB (RoHS) (non-NCQ)	HDD,200G 7200RPM,SATAII,WD2000JS-22MHB0,WD	KH.20008.012
WD XL80III 250G 7200RPM SATAII 3.0G HDD / 8MB (RoHS) (non-NCQ)	HDD,250G 7200RPM,SATAII,WD2500JS-22MHB0,WD	KH.25008.011
HDD 80GB 7200RPM PATHFINDER ROHS SATA 2.08M HGST IV HDT722516DLA380	HDD 80GB 7200RPM PATHFINDER ROHS SATA 2.08M HGST IV HDT722516DLA380	KH.08007.010
HGST Vancouver IV 160G 7200RPM SATA 3.0G HDD / 8MB (RoHS)	HDD,160G 7200RPM,SATAII,HDT722516DLA380,HGST	KH.16007.006
HGST Vancouver IV 250G 7200RPM SATA 3.0G HDD / 8MB (RoHS)	HDD,250G 7200RPM,SATAII,HDT722525DLA380,HGST	KH.25007.004
HGST Vancouver IV 400G 7200RPM SATA 1.5G HDD / 8MB (RoHS)	HDD,400G/7200RPM SATA2,HDS724040KLSA80,HGST	KH.40007.004

Partname	Description	Acer Part No.
<b>MAIN BOARD</b>		
Nvidia C51G+MCP51 / AMD 939 CPU / DDRI, Gigabit LAN, HD codec (with IO shielding and CPU RM), without 1394 chipset	Nvidia C51G+MCP51 / AMD 939 CPU / DDRI, Gigabit LAN, HD codec (with IO shielding and CPU RM), with 1394 chipset	MB.P3109.001
<b>MEMORY</b>		
DDR 400 256MB 0.11u (Green)	HYS64D32300HU-5-C (.11u/Green)	KN.25602.013
HYS64D64320HU-5-C (.11U/GREEN)	HYS64D64320HU-5-C (.11U/GREEN)	KN.51202.012
MEMORY DDR400 1GB 128M*64, CL=3 INFINEON HYS64D128320HU-5-B	HYS64D128320HU-5-B	KN.1GB02.008
NT512D64S8HC0G-5T	NT512D64S8HC0G-5T	KN.51203.013
DDRI 400 1024MB	HYS64D128320HU-5-C (.09u, 512Mb)	KN.1GB02.024
DDRI 400 256MB	HYS64D32301HU-5-C (.09u/Green)	KN.25602.030
DDRI 400 512MB	HYS64D64300HU-5-C (.09u/Green)	KN.51202.030
Nanya DDR 400 256MB	NT256D64SH4B0GY-5T (Green)	KN.25603.028
Nanya DDR 400 512MB	NT512D64S88B0GY-5T (Green)	KN.51203.026
Nanya DDR 400 1GB	NT1GD64S8HB0GY-5T	KN.1GB03.010
Hynix DDRI 400 256MB	HYMD532646CP6R-D43PQ	KN.2560G.011
Hynix DDRI 400 512MB	HYMD564646CP8R-D43PQ	KN.5120G.012
<b>POWER SUPPLY</b>		
POWER SUPPLY 300W W/O PFC FSP300-60THA(1)(V)	POWERSUPPLY-FSP300-60THA(1)(V)	PY.30008.011
POWER SUPPLY 300W W PFC FSP300-60THA(1)(V)(PF)	POWER SUPPLY-FSP300-60THA(1)(V)(PF)	PY.30008.012
POWER SUPPLY 300W W/O PFC LITEON PS-6301-08A	PS-6301-08A, 24PIN, 300W, NON-PFC	PY.3000B.001
POWER SUPPLY 300W W/ PFC LITEON PS-6301-08AP	PE-6301-08AP, 24PIN, 300W, PFC	PY.3000B.002
<b>SCREW</b>		
CHASSIS SCREW	THUMB SCREW	86.S03VF.001
SCREW#6-32UNC	SCREW#6-32UNC (FOR SPS/ DB BKT)	86.RC9VF.001
SCREW M3X8(VFD BRACKET/UPPER COVER)	SCREW M3X8(FOR BEZEL)	86.RC9VF.004
SCREW #6-32	SCREW #6-32 (FOR DB)	86.V20VF.001
<b>SPEAKER</b>		
SPEAKER 2.0 USB M-1118B ACER LOGO	2.0 SPEAKER, USB, M-1118B, ACER LOGO	SP.11805.001
SPEAKER 2.0 USB M-1118B ACER LOGO W/ STK LABEL	2.0 SPEAKER, USB, M-1118B, ACER LOGO, WITH STK LABEL	SP.11805.002
2.0 SPEAKER, S100, 230V W/ ACA PLUG TYPE, ACER LOGO	LOGITECH 2.0 SPEAKER,S100,230VW/ AUSTRALIA PLUG TYPE,ACER LOG	SP.S1006.005
SPEAKER USB 3" *2 NEOSONICA 510 THYME510 WHITE	SPEAKER,USB 3" *2, 510,NEOSONICA	SP.51004.001
SPEAKER USB 3" *2 NEOSONICA THYME510 BLACK	SPEAKER,USB 3"FULL RANG CONE,THYME510	SP.51004.003
SPEAKER 2+1 SUB-WOOFER NEOSONICA A2.1 220V	SPEAKER, A2.1, 220V, 2+1SUB-WOOFER (SILVER)	SP.A2104.001
SPEAKER 2+1 SUB-WOOFER NEOSONICA A2.1 110V	SPEAKER, A2.1,110V,2+1SUB-WOOFER(SILVER)	SP.A2104.002
SPEAKER A2.1 WITH CCC STICKER NEOSONICA A2.1 220V	A2.1 SPEAKER WITH CCC STICKER	SP.A2104.003
2.0 SPEAKER, S100, 230V W/ EUROPE PLUG TYPE, ACER LOGO	2.0 SPEAKER, S100, 230V W/ EUROPE PLUG TYPE, ACER LOGO	SP.S1006.002

Partname	Description	Acer Part No.
2.0 SPEAKER, VS2220, 230V, A PLUG TYPE	ALTEC LANSING 2.0 SPEAKER, VS2220,230V,AUSTRALIA PLUG TYPE	SP.V2007.001
2.1 SPEAKER, VS2221, 230V, E PLUG TYPE (EUROPE EXCLUDE UK)	ALTEC LANSING 2.1 SPEAKER,VS2221,230V,EUROPE(EXCLUDE ENGLAND	SP.V2107.001
2.1 SPEAKER, VS2221, 230V, UK PLUG TYPE	ALTEC LANSING 2.1 SPEAKER,VS2221, 230V, ENGLAND PLUG TYPE	SP.V2107.002
2.1 SPEAKER, VS2221, 230V, CHINA PLUG TYPE	ALTEC LANSING, 2.1 SPEAKER, VS2221, 230V, CHINA PLUG TYPE	SP.V2107.003
2.0 SPEAKER, S100, 110V W/ US PLUG TYPE, ACER LOGO	2.0 SPEAKER, S100, 110V W/ US PLUG TYPE, ACER LOGO	SP.S1006.003

## Aspire E360

Partname	Description	Acer Part No.
<b>BOARD</b>		
DAUGHTER BOARD USB/AUDIO	USB BOARD	55.V20VF.001
SPDIF BOARD W/ CABLE	SPDIF BOARD W/ CABLE	55.S32VF.001
USB RF RECEIVER BOARD GUPPY W/O HOUSING LOGITECH	USB RF RECEIVER BOARD GUPPY W/O HOUSING LOGITECH	RV.GPY01.001
USB RF RECEIVER BOARD GUPPY W/I HOUSING LOGITECH	USB RF RECEIVER GUPPY W/I HOUSING LOGITECH	RV.GPY01.002
USB RF RECEIVER BOARD GUPPY W/O CASE W/I CABLE LOGITECH	USB RF RECEIVER GUPPY W/O CASE W/I CABLE LOGITECH	RV.GPY01.003
<b>CARD READER</b>		
9-IN-1 CARD READER MODULE 3.5 IN. KYE	9-IN-1 CARD READER MODULE 3.5 IN. KYE	PZ.00908.001
9-IN-1 CARD READER MODULE 3.5 IN. KYE ID03 W/I NEW USB CABLE	9-IN-1 CARD READER MODULE 3.5 IN. KYE ID03 W/I NEW USB CABLE	PZ.00908.002
USB 2.0 CARD READER+1394+IR, W/I HOUSING, W/I 1394 CABLE+USB CABLE	USB 2.0 CARD READER+1394+IR, W/I HOUSING, W/I 1394 CABLE+USB CABLE	PZ.CR50J.001
<b>ACCESSORY</b>		
REMOTE CONTROLLER NFC MPC - RC801BK/820	REMOTE CONTROLLER WITH 2*7#BATTERY	PZ.S1008.002
MCEIR-210 Receiver	AXX0000-3833EP	LC.MCE05.002
SMK MCE Remote Control/universal edition w/i battery	SMK MCE Remote Control/universal edition w/i battery	PZ.MCE08.009
SMK MCE Remote Control/universal edition w/o battery	RRS9002-6412E	PZ.MCE08.010
SMK IR blaster RWS900D-1301FP	RWS9000-1301FP	RV.RWS07.001
<b>CABLE</b>		
HDD CABLE SATA_1	SATA-HDD DATA CABLE	50.V14VF.001
USB CABLE	USB CABLE 460MM)	50.V20VF.001
USB CABLE	USB CABLE	50.S32VF.001
AUDIO CABLE	AUDIO CABLE 560MM)	50.V20VF.002
LED CABLE ASSY	POWER SWITCH/HDD/ODD/LAN LED CABLE	50.S32VF.002
LED CABLE FOR THE LOGO	LED CABLE FOR THE LOGO	50.S32VF.003



Partname	Description	Acer Part No.
IR CABLE	IR CABLE	50.S32VF.004
RF CABLE	RF CABLE	50.S37VF.001
IDE FDD CABLE 34PIN	FDD DATA CABLE	50.PSPVF.003
IDE CD-ROM CABLE ATA66 40PIN	CDROM DATA CABLE	50.P06VF.002
<b>CASE / COVER / BRACKET ASSEMBLY</b>		
FRONT BEZEL W/ POWER BUTTON, 5.25" 3.5" EMPTY COVER	A451 BEZEL ASSY	60.S32VF.001
POWER BUTTON	POWER BUTTON	42.S32VF.001
ODD COVER 1 W/ HOLDER	A451 ODD-UPPER DOOR W/ HOLDER	42.S32VF.002
ODD COVER 2 W/ HOLDER	A451 ODD-LOWER DOOR W/ HOLDER	42.S32VF.003
TOP COVER ASSY	TOP COVER ASSY	60.S32VF.002
FRONT COVER WITH ACER LOGO	FRONT COVER WITH ACER LOGO	60.S32VF.003
FILLER COVER FOR 3 1/2" DEVICE	3.5" FILLER PANEL	42.S32VF.004
CHASSIS W/O SIDE DOOR W/O I/O SHIELD H401	H401 CHASSIS W/O SIDE DOOR W/O I/O SHIELD	60.V20VF.004
SIDE DOOR-LEFT	LEFT-BKT-DOOR (PAINTING)	60.V20VF.005
SIDE DOOR-RIGHT	RIGHT-BKT-DOOR (PAINTING)	60.V20VF.006
S-LOCK-HANDLE	S-LOCK-HANDLE	42.V19VF.005
ODD HOLDER ASSY	ODD HOLDER ASSY	42.V19VF.006
FDD HOLDER ASSY	FDD HOLDER ASSY	42.V19VF.007
HDD HOLDER ASSY	HDD HOLDER ASSY	42.V19VF.008
IO BRACKET HOLDER	PCI-BKT	42.V02VF.503
I/O BRACKET	COVER SLOT	33.RC9VF.004
Rear I/O Shielding for MB without 1394 chip (FC51GM)	Rear I/O Shielding FOR FC51GM	PZ.P3108.001
RETENTION MODULE	RETENTION MODULE FOR FC51GM	TBD
<b>MISCELLANEOUS</b>		
RUBBER FOOT	RUBBER FOOT	47.V02VF.701
<b>CD-ROM DRIVE</b>		
CD-ROM 52X LITEON LTN-529S LF BLACK	52X CD-ROM, LITEON LTN-529S, LF, BLACK COLOR	KD.05209.005
<b>CD-RW DRIVE</b>		
CD-RW DRIVE 52X/32X/52X HLDS GCE-8527B LF W/ DASP	CD-RW DRIVE 52X/32X/52X HLDS GCE-8527B LF W/ DASP	KR.0320C.001
<b>COMBO DRIVE</b>		
COMBO DRIVE 52X HLDS GCC-4522B LF BLACK	52X COMBO, HLDS GCC-4522B LF, BLACK	KO.0520A.003
52X	GCC-4522B, LF w/ DASP	KO.0520A.004
52X	SOHC-5236V, LF w/ DASP	KO.05209.010
<b>DVD-ROM DRIVE</b>		
16X	DVD-122CHG	KV.01605.004
DVD-ROM DRIVE 16X40X LITEON SOHD-16P9S BLACK F/W 9RS1	16X DVD-ROM, LITEON SOHD-16P9S, LF, BLACK COLOR	KV.01604.007
DVD-ROM DRIVE 16X/52X HLDS GDR-8163B BLACK F/W 0120	DVD-ROM DRIVE 16X/52X HLDS GDR-8163B BLACK	KV.0160D.005

Partname	Description	Acer Part No.
16X	GDR-8164B, LF	KV.0160D.007
<b>DVD RW DRIVE</b>		
SUPERMULTI PLUS 16X DVD HLDS GSA-4165B F/W DH06 BLACK	16X SUPER MULTI,HLDS GSA-4165B, LF,BLACK	KU.0160D.007
<b>DVD DUAL DRIVE</b>		
16X DVD Dual	SOHW-1633S (black)	KU.01604.002
16X DVD Dual	SHOW-1673S	KU.01604.005
DVD DUAL DRIVE 16X DOUBLE-LAYER BLACK LF HLDS GWA-4164B	DVD DUAL DRIVE 16X DOUBLE-LAYER BLACK LF HLDS GWA-4164B	KU.0160D.006
DVD DUAL 16X PIONEER DVR-109RA LF BLACK F/W 1.40	16X DVD DUAL (DL), PIONEERDVR-109RA. LF, BLACK COLOR	KU.01605.002
<b>HEATSINK</b>		
FANSINK PKP280G01K12 FAN PV763DJ4DK6341	FANSINK PKP280G01K12 FAN PV763DJ4DK6341	HI.2800C.001
CPU COOLER PKP280G01K22_FXN 0715/5400 RPM W/I FAN DUCT	PKP280 W/I FAN DUCT	HI.P260C.001
Sunon 92X92X25mm 2200RPM System Fan	KDE1209PTV3-A	HI.P310F.001
<b>CPU / PROCESSOR</b>		
ADA3800DAA5CD	ADA3800DAA5CD	KC.A3802.X26
ADA4200DAA5CD	ADA4200DAA5CD	KC.A4202.X26
ADA4400DAA6CD	ADA4400DAA6CD	KC.A4402.X20
ADA4600DAA5CD	ADA4600DAA5CD	KC.A4602.X26
ADA4800DAA6CD	ADA4800DAA6CD	KC.A4802.X20
ADA3800DAA5BV	ADA3800DAA5BV	KC.A3802.X24
ADA4200DAA5BV	ADA4200DAA5BV	KC.A4202.X20
ADA4600DAA5BV	ADA4600DAA5BV	KC.A4602.X20
ADA3000DAA4BP	ADA3000DAA4BP	KC.A3002.E39
ADA3200DAA4BP	ADA3200DAA4BP	KC.A3202.E39
ADA3400DAA4BZ	ADA3400DAA4BZ	KC.A3402.E39
ADA3500DAA4BP	ADA3500DAA4BP	KC.A3502.E39
ATH64 3500+ 939 (E4, Venice)	ADA3500DKA4CG	KC.A3502.V49
ADA3800DAA4BP	ADA3800DAA4BP	KC.A3802.E39
ATH64 3500+ 939 (E4)	ADA3500DAA4BN	KC.A3502.E49
ATH64 3200+ 939 (E4)	ADA3200DKA4CG	KC.A3202.E49
ATH64 3700+ 939 (E4)	ADA3700DAA5BN	KC.A3702.E49
ATH64 4000+ 939 (E4)	ADA4000DAA5BN	KC.A4002.E49
ATH64 3000+ 939 (E6)	ADA3000DAA4BW	KC.A3002.E69
ATH64 3200+ 939 (E6)	ADA3200DAA4BW	KC.A3202.E69
ATH64 3400+ 939 (E6)	ADA3400DAA4BY	KC.A3402.E69
ATH64 3500+ 939 (E6)	ADA3500DAA4BW	KC.A3502.E69
ATH64 3700+ 939 (E6)	ADA3700DKA5CF	KC.A3702.E69
ATH64 3800+ 939 (E6)	ADA3800DAA4BW	KC.A3802.E69
ATH64 4000+ 939 (E6)	ADA4000DKA5CF	KC.A4002.E69
SDA3000DIO2BW	SDA3000DIO2BW	KC.S3002.9E6

Partname	Description	Acer Part No.
SEMPRON 3200+ 939 (E6)	SDA3200DIO3BW	KC.S3202.9E6
SEMPRON 3400+ 939 (E6)	SDA3400DIO2BW	KC.S3402.9E6
SEMPRON 3500+ 939 (E6)	SDA3500DIO3BW	KC.S3502.9E6
SEMPRON 3000+ 939 (E3)	SDA3000DIO2BP	KC.S3002.90E
SEMPRON 3200+ 939 (E3)	SDA3200DIO3BP	KC.S3202.90E
<b>FDD / FLOPPY DISK DRIVE</b>		
FDD 1.44MB PANASONIC JU-256A198P BLACK	FDD,PANASONIC,JU-256A198P BLACK	KF.25602.003
<b>ADD-ON CARD</b>		
VGA CARD LTK LR2A13 GF 6200TC SE 64M (32BIT) 256MB VGA+TVO PAL W/ATX BKT LEADTEK	VGA CARD LTK LR2A13 GF 6200TC SE 64M (32BIT) 256MB VGA+TVO PAL W/ATX BKT LEADTEK	VG.62SET.C01
Leadtek Geforce 6200TC LE 64M (32bit) VGA+TVO PAL w/ATX BKT	LR2A1J	VG.62LET.C21
Leadtek Geforce 6200TC LE 64M (32bit) VGA+TVO NTSC w/ATX BKT	LR2A1J	VG.62LET.C22
Pro-Nets HPI56MIII with ATX bkt	Pro-Nets HPI56MIII with ATX bkt	FX.56M03.001
Sapphire Radeon X300SE 256M Hypermemory VGA+TVO+DVI-I PAL w/ ATX BKT	1024-7C50-1A-AC	54.ATIX3.H13
Sapphire Radeon X300SE 256M Hypermemory VGA+TVO+DVI-I NTSC w/ ATX BKT	1024-7C50-1A-AC	54.ATIX3.H23
Sapphire Radeon X300SE 256M Hypermemory VGA+TVO+DVI-I PAL w/ATX BKT	1024-8C50-1A-AC	54.ATIX3.H03
Sapphire ATI Radeon X600SE 256M Hypermemory TVO+VGA+DVI-I Onboard 128M PAL w/ATX BKT	1024-3C50-1A-AC	54.ATIX6.H01
Sapphire ATI Radeon X600SE 256M Hypermemory TVO+VGA+DVI-I Onboard 64M PAL w/ATX BKT	1024-4C50-1A-AC	54.ATIX6.H02
Sapphire ATI Radeon X600SE 256M Hypermemory TVO+VGA+DVI-I Onboard 64M NTSC w/ATX BKT	1024-4C50-4A-AC	54.ATIX6.H13
MODEM CARD 56K D-1156I#/A1A WITH ATX BRACKET LITEON	MODEM CARD 56K D-1156I#/A1A WITH ATX BRACKET LITEON	FX.56I02.010
TUNER CARD W/FM/NTSC/ATX BRACKET (PHILIP MK3 TUNER + 883 CHIPT LEATEK LR6613)	TV TUNER-C LR 6613 W/FM/NTSC/ATX LTK	TU.61302.001
TUNER CARD W/FM/PAL/ATX BRACKET (PHILIP MK3 TUNER+881 CHIP) LEADTEK LR 6611	TV TUNER-C LR 6611 W/FM/PAL/ATX LTK	TU.61102.001
Leadtek MCE compliance TV card+ FM + analog TV with H/W MPEG2 encoder, PAL	Leadtek MCE compliance TV card+ FM + analog TV with H/W MPEG2 encoder, PAL	TU.63802.001
Leadtek MCE compliance TV card+ FM + analog TV with H/W MPEG2 encoder, NTSC	Leadtek MCE compliance TV card+ FM + analog TV with H/W MPEG2 encoder, NTSC	TU.63802.002
DUAL TV TUNER CARD W/I (ATX/FM ANTENNA /AV IN CABLE /PAL-NTSC CONVERTOR)	LR306 TV TUNER CARD W/I(ATX/FM ANTENNA/AV IN CABLE/PAL-NTSC	TU.30605.001
DUAL TV TUNER CARD W/I (ATX/FM ANTENNA /AV IN CABLE /PAL-NTSC /DVB-T ANTENNA)	DUAL TV TUNER CARD(ATX/FM ANTENNA/AV/ PAL-NTSC/DVB-T ANTENNA)	TU.30605.002

Partname	Description	Acer Part No.
Hybrid / DVB-T + Analog PAL B/G + I + D/K + SECAM + FM Radio	Hybrid / DVB-T + Analog PAL B/G + I + D/K + SECAM + FM Radio	TV.HAU11.001
WinTV-PVR150-MCE card + FM + analog TV with H/W MPEG2 encoder, PAL	WinTV-PVR150-MCE card + FM + analog TV with H/W MPEG2 encoder, PAL	TV.AMITY.H21
WinTV-PVR150-MCE card + FM + analog TV with H/W MPEG2 encoder, NTSC	WinTV-PVR150-MCE card + FM + analog TV with H/W MPEG2 encoder, NTSC	TV.AMITY.H22
Analogue NTSC / FM / hw mpeg2 encoder / ATX bracket with FM antenna	Analogue NTSC / FM / hw mpeg2 encoder / ATX bracket with FM antenna	TV.AMITY.H23
WINTV-HVR1100 DVB-T PAL OXFORD 94500 REV C1A0	WINTV-HVR1100 DVB-T PAL OXFORD 94500 REV C1A0	TV.HAUDV.BT1
WINTV-HVR1100 DVB-T PAL OXFORD 94500 REV C2A0	WINTV-HVR1100 DVB-T PAL OXFORD 94500 REV C2A0	TV.HAUDV.BT2
WINTV-HVR1100 DVB-T PAL OXFORD 94500 REV C2A0 LF	WINTV-HVR1100 DVB-T PAL OXFORD 94500 REV C2A0 LF	TV.HAUDV.BT3
WINTV-HVR1300 DVB-T PAL DOVER 96559 (C1A0)	WINTV-HVR1300 DVB-T PAL DOVER 96559 (C1A0)	TV.HAU13.HV1
<b>POINTING DEVICE</b>		
MOUSE PS2, 2BUTTON+WHEEL KYE POWER SCROLL PS2	KYE MOUSE,PS/2 MOUSE, 2 BUTTON+WHEEL	MS.PSE04.003
CORDED MOUSE PS2 2 BUTTON WHEEL GENIUS NETSCROLL BLACK	MOUSE PS2 2B WHEEL SI+BK POWRSCOLL KYE	MS.PSE04.008
PS2 NETSCROLL(LEAD-FREE) MOUSE-BLACK KYE	NETSCROLL PS2(BLACK)	MS.NET04.002
WIRELESS MOUSE CHICONY MSR0238T	MOUSE WIRELESS, MSR0238T, CHICONY	MS.WUR05.001
USB OPTICAL MOUSE 2 BUTTON+WHEEL(SILVER) M-UV ACR1	USB OPTICAL MOUSE 2 BUTTON+WHEEL(SILVER) M-UV ACR1	MS.MUV01.001
USB OPTICAL MOUSE MUV-ACR1 W/ STK LABEL LOGITECH	USB OPTICAL MOUSE MUV-ACR1 W/ STK LABEL LOGITECH	MS.MUV01.003
USB OPTICAL MOUSE, MUV ACR1(BLACK),LEAD-FREE	USB OPTICAL MOUSE, MUV ACR1(BLACK),LEAD-FREE	MS.MUV01.004
USB OPTICAL MOUSE, MUV ACR1, LEAD-FREE, W/ STK LABEL LOGITECH	LOGITECH USB OPTICAL MOUSE, MUV ACR1, LEAD-FREE, W/ STK LABEL	MS.MUV01.005
WIRELESS MOUSE, LOGITECH RAF95	LOGITECH WIRELESS MOUSE, RAF95	MS.RAF01.001
WIRELESS MOUSE, LOGITECH RAF95, W/ STK LABEL	WIRELESS MOUSE, LOGITECH RAF95, W/ STK LABEL	MS.RAF01.002
USB OPTICAL MOUSE, UV69A, SILVER+BLACK	USB OPTICAL MOUSE, UV69A, SILVER+BLACK	MS.V6901.003
USB OPTICAL MOUSE, UV69A, SILVER+BLACK, W/ STK LABEL	USB OPTICAL MOUSE, UV69A, SILVER+BLACK, W/ STK LABEL	MS.V6901.004
LOGITECH PS/2 BALL MOUSE,M-SBJ96	MOUSE PS2 BALL M-SBJ96 BK LOGITECH	MS.SBJ01.001
PS/2 BALL MOUSE M-SBJ96 BLACK W/ STK LABEL LOGITECH	PS/2 BALL MOUSE M-SBJ96 BLACK W/ STK LABEL LOGITECH	MS.SBJ01.002
PS/2 BALL MOUSE, SBJ69, LEAD-FREE, BLACK	PS/2 BALL MOUSE, SBJ69, LEAD-FREE, BLACK	MS.SBJ01.003
PS/2 BALL MOUSE, SBJ69, LEAD-FREE, W/ STK LABEL, BLACK	PS/2 BALL MOUSE, SBJ69, LEAD-FREE, W/ STK LABEL, BLACK	MS.SBJ01.004
PS/2 OPTICAL MOUSE, SBF96	PS/2 OPTICAL MOUSE, SBF96	MS.PS201.001
PS/2 OPTICAL MOUSE, SBF96, LEAD-FREE	PS/2 OPTICAL MOUSE, SBF96, LEAD-FREE	MS.PS201.002

Partname	Description	Acer Part No.
MOUSE USB WHEEL STANDARD POWER-SCROLL ACER (002) GENIUS	MOUSE USB WHEEL STANDARD POWER-SCROLL ACER (002)	MS.PSE04.004
CORDED MOUSE USB WHEEL STANDARD GENIUS BLACK	MOUSE SCROLL WHEEL USB BK KYE ACER	MS.PSE04.007
MOUSE USB WHEEL OPTICAL POWER-SCROLL EYEUSB ACER (002) GENIUS WHITE	MOUSE USB WHEEL OPTICAL POWER-SCROLL EYEUSB ACER (002)	MS.PSE04.001
<b>KEYBOARD</b>		
WIRELESS KB (SILVER), US VER., 104 KEYS CHICONY KBR0355	KEYBOARD WIRELESS, KBR0355, EN, CHICONY	KB.WUR03.001
WIRELESS KB (SILVER), T. CHINESE VER., 104 KEYS CHICONY KBR0355	KEYBOARD WIRELESS, KBR0355, TC, CHICONY	KB.WUR03.002
WIRELESS KEYBOARD COCOON, US VER., 104 KEYS	LOGITECH WIRELESS KB, COCOON,US VER., 104 KEYS	KB.CCN04.001
PS/2 KEYBOARD,KB 2971,US VER.,104KEYS (WITH EKEY)	PS/2 KEYBOARD,KB 2971,US VER.,104KEYS (WITH EKEY)	KB.KBP03.156
PS/2 KEYBOARD,KB 2971,S.CHINESE VER.,104KEYS (WITH EKEY)	PS/2 KEYBOARD,KB 2971,S.CHINESE VER.,104KEYS (WITH EKEY)	KB.KBP03.158
PS/2 KEYBOARD,KB 2971,ARABIC VER.,104KEYS (WITH EKEY)	PS/2 KEYBOARD,KB 2971,ARABIC VER.,104KEYS (WITH EKEY)	KB.KBP03.159
PS/2 KEYBOARD,KB 2971,THAI VER.,104KEYS (WITH EKEY)	PS/2 KEYBOARD,KB 2971,THAI VER.,104KEYS (WITH EKEY)	KB.KBP03.160
PS/2 KEYBOARD,KB 2971,INT'L US VER.,104KEYS (WITH EKEY)	PS/2 KEYBOARD,KB 2971,INT'L US VER.,104KEYS (WITH EKEY)	KB.KBP03.161
PS/2 KEYBOARD,KB 2971,CANADIAN/FRENCH VER.,105KEYS (WITH EKEY)	PS/2 KEYBOARD,KB 2971,CANADIAN/FRENCH VER.,105KEYS (WITH EKEY)	KB.KBP03.162
PS/2 KEYBOARD,KB 2971,BRAZILIAN VER.,107KEYS (WITH EKEY)	PS/2 KEYBOARD,KB 2971,BRAZILIAN VER.,107KEYS (WITH EKEY)	KB.KBP03.163
PS/2 KEYBOARD,KB 2971,UK VER.,104KEYS (WITH EKEY)	PS/2 KEYBOARD,KB 2971,UK VER.,104KEYS (WITH EKEY)	KB.KBP03.164
PS/2 KEYBOARD,KB 2971,FRENCH VER.,105KEYS (WITH EKEY)	PS/2 KEYBOARD,KB 2971,FRENCH VER.,105KEYS (WITH EKEY)	KB.KBP03.165
PS/2 KEYBOARD,KB 2971,GERMANY VER.,105KEYS (WITH EKEY)	PS/2 KEYBOARD,KB 2971,GERMANY VER.,105KEYS (WITH EKEY)	KB.KBP03.166
PS/2 KEYBOARD,KB 2971,ITALIAN VER.,105KEYS (WITH EKEY)	PS/2 KEYBOARD,KB 2971,ITALIAN VER.,105KEYS (WITH EKEY)	KB.KBP03.167
PS/2 KEYBOARD,KB 2971,SWISS VER.,105KEYS (WITH EKEY)	PS/2 KEYBOARD,KB 2971,SWISS VER.,105KEYS (WITH EKEY)	KB.KBP03.168
PS/2 KEYBOARD,KB 2971,SWEDISH VER.,105KEYS (WITH EKEY)	PS/2 KEYBOARD,KB 2971,SWEDISH VER.,105KEYS (WITH EKEY)	KB.KBP03.169
PS/2 KEYBOARD,KB 2971,BELGIUM VER.,105KEYS (WITH EKEY)	PS/2 KEYBOARD,KB 2971,BELGIUM VER.,105KEYS (WITH EKEY)	KB.KBP03.170
PS/2 KEYBOARD,KB 2971,DUTCH VER.,105KEYS (WITH EKEY)	PS/2 KEYBOARD,KB 2971,DUTCH VER.,105KEYS (WITH EKEY)	KB.KBP03.171
PS/2 KEYBOARD,KB 2971,SPANISH VER.,105KEYS (WITH EKEY)	PS/2 KEYBOARD,KB 2971,SPANISH VER.,105KEYS (WITH EKEY)	KB.KBP03.172
PS/2 KEYBOARD,KB 2971,PORTUGESE VER.,105KEYS (WITH EKEY)	PS/2 KEYBOARD,KB 2971,PORTUGESE VER.,105KEYS (WITH EKEY)	KB.KBP03.173

Partname	Description	Acer Part No.
PS/2 KEYBOARD,KB 2971,ICELAND VER.,105KEYS (WITH EKEY)	PS/2 KEYBOARD,KB 2971,ICELAND VER.,105KEYS (WITH EKEY)	KB.KBP03.174
PS/2 KEYBOARD,KB 2971,NORWEGIAN VER.,105KEYS (WITH EKEY)	PS/2 KEYBOARD,KB 2971,NORWEGIAN VER.,105KEYS (WITH EKEY)	KB.KBP03.175
PS/2 KEYBOARD,KB 2971,HEBREW VER.,105KEYS (WITH EKEY)	PS/2 KEYBOARD,KB 2971,HEBREW VER.,105KEYS (WITH EKEY)	KB.KBP03.176
PS/2 KEYBOARD,KB 2971,POLISH VER.,105KEYS (WITH EKEY)	PS/2 KEYBOARD,KB 2971,POLISH VER.,105KEYS (WITH EKEY)	KB.KBP03.177
PS/2 KEYBOARD,KB 2971,SLOVENIAN VER.,105KEYS (WITH EKEY)	PS/2 KEYBOARD,KB 2971,SLOVENIAN VER.,105KEYS (WITH EKEY)	KB.KBP03.178
PS/2 KEYBOARD,KB 2971,SLOVAKIAN VER.,105KEYS (WITH EKEY)	PS/2 KEYBOARD,KB 2971,SLOVAKIAN VER.,105KEYS (WITH EKEY)	KB.KBP03.179
PS/2 KEYBOARD,KB 2971,TURKEY VER.,105KEYS (WITH EKEY)	PS/2 KEYBOARD,KB 2971,TURKEY VER.,105KEYS (WITH EKEY)	KB.KBP03.180
PS/2 KEYBOARD,KB 2971,RUSSIAM- VER.,104KEYS (WITH EKEY)	PS/2 KEYBOARD,KB 2971,RUSSIAM- VER.,104KEYS (WITH EKEY)	KB.KBP03.181
PS/2 KEYBOARD,KB 2971,HUNGARIA VER.,105KEYS (WITH EKEY)	PS/2 KEYBOARD,KB 2971,HUNGARIA VER.,105KEYS (WITH EKEY)	KB.KBP03.182
PS/2 KEYBOARD,KB 2971,GREEK VER.,104KEYS (WITH EKEY)	PS/2 KEYBOARD,KB 2971,GREEK VER.,104KEYS (WITH EKEY)	KB.KBP03.183
PS/2 KEYBOARD,KB 2971,DENISH VER.,105KEYS (WITH EKEY)	PS/2 KEYBOARD,KB 2971,DENISH VER.,105KEYS (WITH EKEY)	KB.KBP03.184
PS/2 KEYBOARD,KB 2971,CZECH VER.,104KEYS (WITH EKEY)	PS/2 KEYBOARD,KB 2971,CZECH VER.,104KEYS (WITH EKEY)	KB.KBP03.185
PS/2 KEYBOARD,KB 2971,US VER.,104KEYS,JAPAN ABS (WITH EKEY)	PS/2 KEYBOARD,KB 2971,US VER.,104KEYS,JAPAN ABS (WITH EKEY)	KB.KBP03.186
PS/2 KEYBOARD,KB 2971,ARABIC VER.,104KEYS,JAPAN ABS (WITH EKEY)	PS/2 KEYBOARD,KB 2971,ARABIC VER.,104KEYS,JAPAN ABS (WITH EKEY)	KB.KBP03.187
PS/2 KEYBOARD,KB 2971,INT'L US VER.,104KEYS,JAPAN ABS (WITH EKEY)	PS/2 KEYBOARD,KB 2971,INT'L US VER.,104KEYS,JAPAN ABS (WITH EKEY)	KB.KBP03.188
PS/2 KEYBOARD,KB 2971,UK VER.,104KEYS,JAPAN ABS (WITH EKEY)	PS/2 KEYBOARD,KB 2971,UK VER.,104KEYS,JAPAN ABS (WITH EKEY)	KB.KBP03.189
PS/2 KEYBOARD,KB 2971,FRENCH VER.,105KEYS,JAPAN ABS (WITH EKEY)	PS/2 KEYBOARD,KB 2971,FRENCH VER.,105KEYS,JAPAN ABS (WITH EKEY)	KB.KBP03.190
PS/2 KEYBOARD,KB 2971,GERMANY VER.,105KEYS,JAPAN ABS (WITH EKEY)	PS/2 KEYBOARD,KB 2971,GERMANY VER.,105KEYS,JAPAN ABS (WITH EKEY)	KB.KBP03.191
PS/2 KEYBOARD,KB 2971,ITALIAN VER.,105KEYS,JAPAN ABS (WITH EKEY)	PS/2 KEYBOARD,KB 2971,ITALIAN VER.,105KEYS,JAPAN ABS (WITH EKEY)	KB.KBP03.192
PS/2 KEYBOARD,KB 2971,SWISS VER.,105KEYS,JAPAN ABS (WITH EKEY)	PS/2 KEYBOARD,KB 2971,SWISS VER.,105KEYS,JAPAN ABS (WITH EKEY)	KB.KBP03.193
PS/2 KEYBOARD,KB 2971,SWEDISH VER.,105KEYS,JAPAN ABS (WITH EKEY)	PS/2 KEYBOARD,KB 2971,SWEDISH VER.,105KEYS,JAPAN ABS (WITH EKEY)	KB.KBP03.194
PS/2 KEYBOARD,KB 2971,BELGIUM VER.,105KEYS,JAPAN ABS (WITH EKEY)	PS/2 KEYBOARD,KB 2971,BELGIUM VER.,105KEYS,JAPAN ABS (WITH EKEY)	KB.KBP03.195
PS/2 KEYBOARD,KB 2971,DUTCH VER.,105KEYS,JAPAN ABS (WITH EKEY)	PS/2 KEYBOARD,KB 2971,DUTCH VER.,105KEYS,JAPAN ABS (WITH EKEY)	KB.KBP03.196
PS/2 KEYBOARD,KB 2971,HOLLAND VER.,105KEYS,JAPAN ABS (WITH EKEY)	PS/2 KEYBOARD,KB 2971,HOLLAND VER.,105KEYS,JAPAN ABS (WITH EKEY)	KB.KBP03.197

Partname	Description	Acer Part No.
PS/2 KEYBOARD,KB 2971,SPANISH VER.,105KEYS,JAPAN ABS (WITH EKEY)	PS/2 KEYBOARD,KB 2971,SPANISH VER.,105KEYS,JAPAN ABS (WITH EKEY)	KB.KBP03.198
PS/2 KEYBOARD,KB 2971,PORTUGESE VER.,105KEYS,JAPAN ABS (WITH EKEY)	PS/2 KEYBOARD,KB 2971,PORTUGESE VER.,105KEYS,JAPAN ABS (WITH EKEY)	KB.KBP03.199
PS/2 KEYBOARD,KB 2971,ICELAND VER.,105KEYS,JAPAN ABS (WITH EKEY)	PS/2 KEYBOARD,KB 2971,ICELAND VER.,105KEYS,JAPAN ABS (WITH EKEY)	KB.KBP03.200
PS/2 KEYBOARD,KB 2971,NORWEGIAN VER.,105KEYS,JAPAN ABS (WITH EKEY)	PS/2 KEYBOARD,KB 2971,NORWEGIAN VER.,105KEYS,JAPAN ABS (WITH EKEY)	KB.KBP03.201
PS/2 KEYBOARD,KB 2971,HEBREW VER.,105KEYS,JAPAN ABS (WITH EKEY)	PS/2 KEYBOARD,KB 2971,HEBREW VER.,105KEYS,JAPAN ABS (WITH EKEY)	KB.KBP03.202
PS/2 KEYBOARD,KB 2971,POLISH VER.,105KEYS,JAPAN ABS (WITH EKEY)	PS/2 KEYBOARD,KB 2971,POLISH VER.,105KEYS,JAPAN ABS (WITH EKEY)	KB.KBP03.203
PS/2 KEYBOARD,KB 2971,SLOVENIAN VER.,105KEYS,JAPAN ABS (WITH EKEY)	PS/2 KEYBOARD,KB 2971,SLOVENIAN VER.,105KEYS,JAPAN ABS (WITH EKEY)	KB.KBP03.204
PS/2 KEYBOARD,KB 2971,SLOVAKIAN VER.,105KEYS,JAPAN ABS (WITH EKEY)	PS/2 KEYBOARD,KB 2971,SLOVAKIAN VER.,105KEYS,JAPAN ABS (WITH EKEY)	KB.KBP03.205
PS/2 KEYBOARD,KB 2971,TURKEY VER.,105KEYS,JAPAN ABS (WITH EKEY)	PS/2 KEYBOARD,KB 2971,TURKEY VER.,105KEYS,JAPAN ABS (WITH EKEY)	KB.KBP03.206
PS/2 KEYBOARD,KB 2971,RUSSIAM-VER.,104KEYS,JAPAN ABS (WITH EKEY)	PS/2 KEYBOARD,KB 2971,RUSSIAM-VER.,104KEYS,JAPAN ABS (WITH EKEY)	KB.KBP03.207
PS/2 KEYBOARD,KB 2971,HUNGARIA VER.,105KEYS,JAPAN ABS (WITH EKEY)	PS/2 KEYBOARD,KB 2971,HUNGARIA VER.,105KEYS,JAPAN ABS (WITH EKEY)	KB.KBP03.208
PS/2 KEYBOARD,KB 2971,GREEK VER.,104KEYS,JAPAN ABS (WITH EKEY)	PS/2 KEYBOARD,KB 2971,GREEK VER.,104KEYS,JAPAN ABS (WITH EKEY)	KB.KBP03.209
PS/2 KEYBOARD,KB 2971,DENMARK VER.,105KEYS,JAPAN ABS (WITH EKEY)	PS/2 KEYBOARD,KB 2971,DENMARK VER.,105KEYS,JAPAN ABS (WITH EKEY)	KB.KBP03.210
PS/2 KEYBOARD,KB 2971,CZECH VER.,104KEYS,JAPAN ABS (WITH EKEY)	PS/2 KEYBOARD,KB 2971,CZECH VER.,104KEYS,JAPAN ABS (WITH EKEY)	KB.KBP03.211
PS/2 KEYBOARD,KB 2971,ITALIAN NEW LAY-OUT,105KEYS,JAPAN ABS (WITH EKEY)	PS/2 KEYBOARD,KB 2971,ITALIAN NEW LAY-OUT,105KEYS,JAPAN ABS (WITH EKEY)	KB.KBP03.212
PS/2 KEYBOARD,KB 2971,ROMANIAN VER.,105KEYS,JAPAN ABS (WITH EKEY)	PS/2 KEYBOARD,KB 2971,ROMANIAN VER.,105KEYS,JAPAN ABS (WITH EKEY)	KB.KBP03.213
PS/2 KEYBOARD,KB 2971,TURKEY/FRENCH VER.,105KEYS,JAPAN ABS (WITH EKEY)	PS/2 KEYBOARD,KB 2971,TURKEY/FRENCH VER.,105KEYS,JAPAN ABS (WITH EKEY)	KB.KBP03.214
PS/2 Keyboard,KB2971,US Ver.,104KS(with eKey),LF	PS/2 Keyboard,KB2971,US Ver.,104KS(with eKey),LF	KB.KBP03.215
PS/2 KEYBOARD,KB2971,S.CHINESE VER.,104KS(WITH EKEY),LF BLACK	PS/2 KEYBOARD,KB2971,S.CHINESE VER.,104KS(WITH EKEY),LF BLACK	KB.KBP03.217
PS/2 KEYBOARD,KB2971,ARABIC VER.,104KS(WITH EKEY),LF BLACK	PS/2 KEYBOARD,KB2971,ARABIC VER.,104KS(WITH EKEY),LF BLACK	KB.KBP03.218
PS/2 KEYBOARD,KB2971,THAI VER.,104KS(WITH EKEY),LF BLACK	PS/2 KEYBOARD,KB2971,THAI VER.,104KS(WITH EKEY),LF BLACK	KB.KBP03.219
PS/2 KEYBOARD,KB2971,INT'L US VER.,104KS(WITH EKEY),LF BLACK	PS/2 KEYBOARD,KB2971,INT'L US VER.,104KS(WITH EKEY),LF BLACK	KB.KBP03.220
PS/2 KEYBOARD,KB2971,CANADIAN/FRENCH VER.,105KS(WITH EKEY),LF BLACK	PS/2 KEYBOARD,KB2971,CANADIAN/FRENCH VER.,105KS(WITH EKEY),LF BLACK	KB.KBP03.221
PS/2 KEYBOARD,KB2971,BRAZILIAN VER.,107KS(WITH EKEY),LF BLACK	PS/2 KEYBOARD,KB2971,BRAZILIAN VER.,107KS(WITH EKEY),LF BLACK	KB.KBP03.222

Partname	Description	Acer Part No.
PS/2 KEYBOARD,KB2971,SPANISH VER.,105KS(WITH EKEY),LF BLACK	PS/2 KEYBOARD,KB2971,SPANISH VER.,105KS(WITH EKEY),LF BLACK	KB.KBP03.223
PS/2 KEYBOARD,KB2971,PORTUGESE VER.,105KS(WITH EKEY),LF BLACK	PS/2 KEYBOARD,KB2971,PORTUGESE VER.,105KS(WITH EKEY),LF BLACK	KB.KBP03.224
PS/2 KEYBOARD,KB2971,US VER.,104KS,JPN ABS(WITH EKEY),LF BLACK	PS/2 KEYBOARD,KB2971,US VER.,104KS,JPN ABS(WITH EKEY),LF BLACK	KB.KBP03.225
PS/2 KEYBOARD,KB2971,ARABIC VER.,104KS,JPN ABS(WITH EKEY),LF BLACK	PS/2 KEYBOARD,KB2971,ARABIC VER.,104KS,JPN ABS(WITH EKEY),LF BLACK	KB.KBP03.226
PS/2 KEYBOARD,KB2971,INT'L US VER.,104KS,JPN ABS(WITH EKEY),LF BLACK	PS/2 KEYBOARD,KB2971,INT'L US VER.,104KS,JPN ABS(WITH EKEY),LF BLACK	KB.KBP03.227
PS/2 KEYBOARD,KB2971,UK VER.,104KS,JPN ABS(WITH EKEY),LF BLACK	PS/2 KEYBOARD,KB2971,UK VER.,104KS,JPN ABS(WITH EKEY),LF BLACK	KB.KBP03.228
PS/2 KEYBOARD,KB2971,FRENCH VER.,105KS,JPN ABS(WITH EKEY),LF BLACK	PS/2 KEYBOARD,KB2971,FRENCH VER.,105KS,JPN ABS(WITH EKEY),LF BLACK	KB.KBP03.229
PS/2 KEYBOARD,KB2971,GERMANY VER.,105KS,JPN ABS(WITH EKEY),LF BLACK	PS/2 KEYBOARD,KB2971,GERMANY VER.,105KS,JPN ABS(WITH EKEY),LF BLACK	KB.KBP03.230
PS/2 KEYBOARD,KB2971,ITALIAN VER.,105KS,JPN ABS(WITH EKEY),LF BLACK	PS/2 KEYBOARD,KB2971,ITALIAN VER.,105KS,JPN ABS(WITH EKEY),LF BLACK	KB.KBP03.231
PS/2 KEYBOARD,KB2971,SWISS VER.,105KS,JPN ABS(WITH EKEY),LF BLACK	PS/2 KEYBOARD,KB2971,SWISS VER.,105KS,JPN ABS(WITH EKEY),LF BLACK	KB.KBP03.232
PS/2 KEYBOARD,KB2971,SWEDISH VER.,105KS,JPN ABS(WITH EKEY),LF BLACK	PS/2 KEYBOARD,KB2971,SWEDISH VER.,105KS,JPN ABS(WITH EKEY),LF BLACK	KB.KBP03.233
PS/2 KEYBOARD,KB2971,BELGIUM VER.,105KS,JPN ABS(WITH EKEY),LF BLACK	PS/2 KEYBOARD,KB2971,BELGIUM VER.,105KS,JPN ABS(WITH EKEY),LF BLACK	KB.KBP03.234
PS/2 KEYBOARD,KB2971,DUTCH VER.,105KS,JPN ABS(WITH EKEY),LF BLACK	PS/2 KEYBOARD,KB2971,DUTCH VER.,105KS,JPN ABS(WITH EKEY),LF BLACK	KB.KBP03.235
PS/2 KEYBOARD,KB2971,HOLLAND VER.,105KS,JPN ABS(WITH EKEY),LF BLACK	PS/2 KEYBOARD,KB2971,HOLLAND VER.,105KS,JPN ABS(WITH EKEY),LF BLACK	KB.KBP03.236
PS/2 KEYBOARD,KB2971,SPANISH VER.,105KS,JPN ABS(WITH EKEY),LF BLACK	PS/2 KEYBOARD,KB2971,SPANISH VER.,105KS,JPN ABS(WITH EKEY),LF BLACK	KB.KBP03.237
PS/2 KEYBOARD,KB2971,PORTUGESE VER.,105KS,JPN ABS(WITH EKEY),LF BLACK	PS/2 KEYBOARD,KB2971,PORTUGESE VER.,105KS,JPN ABS(WITH EKEY),LF BLACK	KB.KBP03.238
PS/2 KEYBOARD,KB2971,ICELAND VER.,105KS,JPN ABS(WITH EKEY),LF BLACK	PS/2 KEYBOARD,KB2971,ICELAND VER.,105KS,JPN ABS(WITH EKEY),LF BLACK	KB.KBP03.239
PS/2 KEYBOARD,KB2971,NORWEGIAN VER.,105KS,JPN ABS(WITH EKEY),LF BLACK	PS/2 KEYBOARD,KB2971,NORWEGIAN VER.,105KS,JPN ABS(WITH EKEY),LF BLACK	KB.KBP03.240
PS/2 KEYBOARD,KB2971,HEBREW VER.,104KS,JPN ABS(WITH EKEY),LF BLACK	PS/2 KEYBOARD,KB2971,HEBREW VER.,104KS,JPN ABS(WITH EKEY),LF BLACK	KB.KBP03.241
PS/2 KEYBOARD,KB2971,POLISH VER.,105KS,JPN ABS(WITH EKEY),LF BLACK	PS/2 KEYBOARD,KB2971,POLISH VER.,105KS,JPN ABS(WITH EKEY),LF BLACK	KB.KBP03.242
PS/2 KEYBOARD,KB2971,SLOVENIAN VER.,105KS,JPN ABS(WITH EKEY),LF BLACK	PS/2 KEYBOARD,KB2971,SLOVENIAN VER.,105KS,JPN ABS(WITH EKEY),LF BLACK	KB.KBP03.243
PS/2 KEYBOARD,KB2971,SLOVAKIAN VER.,105KS,JPN ABS(WITH EKEY),LF BLACK	PS/2 KEYBOARD,KB2971,SLOVAKIAN VER.,105KS,JPN ABS(WITH EKEY),LF BLACK	KB.KBP03.244
PS/2 KEYBOARD,KB2971,TURKEY VER.,105KS,JPN ABS(WITH EKEY),LF BLACK	PS/2 KEYBOARD,KB2971,TURKEY VER.,105KS,JPN ABS(WITH EKEY),LF BLACK	KB.KBP03.245
PS/2 KEYBOARD,KB2971,RUSSIAM-VER.,104KS,JPN ABS(WITH EKEY),LF BLACK	PS/2 KEYBOARD,KB2971,RUSSIAM-VER.,104KS,JPN ABS(WITH EKEY),LF BLACK	KB.KBP03.246



Partname	Description	Acer Part No.
PS/2 KEYBOARD,KB2971,HUNGARIA VER.,105KS,JPN ABS(WITH EKEY),LF BLACK	PS/2 KEYBOARD,KB2971,HUNGARIA VER.,105KS,JPN ABS(WITH EKEY),LF BLACK	KB.KBP03.247
PS/2 KEYBOARD,KB2971,GREEK VER.,104KS,JPN ABS(WITH EKEY),LF BLACK	PS/2 KEYBOARD,KB2971,GREEK VER.,104KS,JPN ABS(WITH EKEY),LF BLACK	KB.KBP03.248
PS/2 KEYBOARD,KB2971,DENMARK VER.,105KS,JPN ABS(WITH EKEY),LF BLACK	PS/2 KEYBOARD,KB2971,DENMARK VER.,105KS,JPN ABS(WITH EKEY),LF BLACK	KB.KBP03.249
PS/2 KEYBOARD,KB2971,CZECH VER.,104KS,JPN ABS(WITH EKEY),LF BLACK	PS/2 KEYBOARD,KB2971,CZECH VER.,104KS,JPN ABS(WITH EKEY),LF BLACK	KB.KBP03.250
PS/2 KEYBOARD,KB2971,ITALIAN NEW LAY- OUT,105KS,JPN ABS(WITH EKEY),LF BLACK	PS/2 KEYBOARD,KB2971,ITALIAN NEW LAY- OUT,105KS,JPN ABS(WITH EKEY),LF BLACK	KB.KBP03.251
PS/2 KEYBOARD,KB2971,ROMANIAN VER.,105KS,JPN ABS(WITH EKEY),LF BLACK	PS/2 KEYBOARD,KB2971,ROMANIAN VER.,105KS,JPN ABS(WITH EKEY),LF BLACK	KB.KBP03.252
PS/2 KEYBOARD,KB2971,TURKEY/FRENCH VER.,105KS,JPN ABS(WITH EKEY),LF BLACK	PS/2 KEYBOARD,KB2971,TURKEY/FRENCH VER.,105KS,JPN ABS(WITH EKEY),LF BLACK	KB.KBP03.253
USB KEYBOARD,KU-0355,US VER.,104KS(WITH EKEY),LF SILVER+BLACK	USB KEYBOARD,KU-0355,US VER.,104KS(WITH EKEY),LF SILVER+BLACK	KB.KUS03.177
USB KEYBOARD,KU-0355,T.CHINESE VER.,104KS(WITH EKEY),LF SILVER+BLACK	USB KEYBOARD,KU-0355,T.CHINESE VER.,104KS(WITH EKEY),LF SILVER+BLACK	KB.KUS03.178
USB KEYBOARD, KU-0355, S.CHINESE, 104KS(WITH EKEY),LF SILVER+BLACK	USB KEYBOARD, KU-0355, S.CHINESE, 104KS(WITH EKEY),LF SILVER+BLACK	KB.KUS03.179
USB KEYBOARD,KU-0355,IN'L US VER.,104KS(WITH EKEY),LF SILVER+BLACK	USB KEYBOARD,KU-0355,IN'L US VER.,104KS(WITH EKEY),LF SILVER+BLACK	KB.KUS03.180
USB KEYBOARD,KU-0355,ARABIC VER.,104KS(WITH EKEY),LF SILVER+BLACK	USB KEYBOARD,KU-0355,ARABIC VER.,104KS(WITH EKEY),LF SILVER+BLACK	KB.KUS03.181
USB KEYBOARD,KU-0355,THAI VER.,104KS(WITH EKEY),LF SILVER+BLACK	USB KEYBOARD,KU-0355,THAI VER.,104KS(WITH EKEY),LF SILVER+BLACK	KB.KUS03.182
USB KEYBOARD,KU-0355,SPANISH VER.,105KS(WITH EKEY),LF SILVER+BLACK	USB KEYBOARD,KU-0355,SPANISH VER.,105KS(WITH EKEY),LF SILVER+BLACK	KB.KUS03.183
USB KEYBOARD,KU-0355,PORTUGESE VER.,105KS(WITH EKEY),LF SILVER+BLACK	USB KEYBOARD,KU-0355,PORTUGESE VER.,105KS(WITH EKEY),LF SILVER+BLACK	KB.KUS03.184
USB KEYBOARD,KU-0355,CANADIAN/FRENCH VER.,105KS(WITH EKEY),LF SILVER+BLACK	USB KEYBOARD,KU-0355,CANADIAN/FRENCH VER.,105KS(WITH EKEY),LF SILVER+BLACK	KB.KUS03.185
USB KEYBOARD,KU-0355,BRAZILIAN VER.,107KS(WITH EKEY),LF SILVER+BLACK	USB KEYBOARD,KU-0355,BRAZILIAN VER.,107KS(WITH EKEY),LF SILVER+BLACK	KB.KUS03.186
USB KEYBOARD,KU- 0355,JPNESE,109KS(WITH EKEY),LF SIL- VER+BLACK	USB KEYBOARD,KU- 0355,JPNESE,109KS(WITH EKEY),LF SIL- VER+BLACK	KB.KUS03.187
USB KEYBOARD,KU-0355,US VER.,104KS,JPN ABS(WITH EKEY),LF SILVER+BLACK	USB KEYBOARD,KU-0355,US VER.,104KS,JPN ABS(WITH EKEY),LF SILVER+BLACK	KB.KUS03.188
USB KEYBOARD,KU-0355,IN'L US VER.,104KS,JPN ABS(WITH EKEY),LF SIL- VER+BLACK	USB KEYBOARD,KU-0355,IN'L US VER.,104KS,JPN ABS(WITH EKEY),LF SIL- VER+BLACK	KB.KUS03.189
USB KEYBOARD,KU-0355,ARABIC VER.,104KS,JPN ABS(WITH EKEY),LF SIL- VER+BLACK	USB KEYBOARD,KU-0355,ARABIC VER.,104KS,JPN ABS(WITH EKEY),LF SIL- VER+BLACK	KB.KUS03.190
USB KEYBOARD,KU-0355,GERMANY VER.,105KS,JPN ABS(WITH EKEY),LF SIL- VER+BLACK	USB KEYBOARD,KU-0355,GERMANY VER.,105KS,JPN ABS(WITH EKEY),LF SIL- VER+BLACK	KB.KUS03.191

Partname	Description	Acer Part No.
USB KEYBOARD,KU-0355,ITALIAN VER.,105KS,JPN ABS(WITH EKEY),LF SIL- VER+BLACK	USB KEYBOARD,KU-0355,ITALIAN VER.,105KS,JPN ABS(WITH EKEY),LF SIL- VER+BLACK	KB.KUS03.192
USB KEYBOARD,KU-0355,FRENCH VER.,105KS,JPN ABS(WITH EKEY),LF SIL- VER+BLACK	USB KEYBOARD,KU-0355,FRENCH VER.,105KS,JPN ABS(WITH EKEY),LF SIL- VER+BLACK	KB.KUS03.193
USB KEYBOARD,KU-0355,SWEDEN VER.,105KS,JPN ABS(WITH EKEY),LF SIL- VER+BLACK	USB KEYBOARD,KU-0355,SWEDEN VER.,105KS,JPN ABS(WITH EKEY),LF SIL- VER+BLACK	KB.KUS03.194
USB KEYBOARD,KU-0355,UK VER.,104KS,JPN ABS(WITH EKEY),LF SILVER+BLACK	USB KEYBOARD,KU-0355,UK VER.,104KS,JPN ABS(WITH EKEY),LF SILVER+BLACK	KB.KUS03.195
USB KEYBOARD,KU-0355,SPANISH VER.,105KS,JPN ABS(WITH EKEY),LF SIL- VER+BLACK	USB KEYBOARD,KU-0355,SPANISH VER.,105KS,JPN ABS(WITH EKEY),LF SIL- VER+BLACK	KB.KUS03.196
USB KEYBOARD,KU-0355,DUTCH VER.,105KS,JPN ABS(WITH EKEY),LF SIL- VER+BLACK	USB KEYBOARD,KU-0355,DUTCH VER.,105KS,JPN ABS(WITH EKEY),LF SIL- VER+BLACK	KB.KUS03.197
USB KEYBOARD,KU-0355,PORTUGESE VER.,105KS,JPN ABS(WITH EKEY),LF SIL- VER+BLACK	USB KEYBOARD,KU-0355,PORTUGESE VER.,105KS,JPN ABS(WITH EKEY),LF SIL- VER+BLACK	KB.KUS03.198
USB KEYBOARD,KU-0355,SWISS VER.,105KS,JPN ABS(WITH EKEY),LF SIL- VER+BLACK	USB KEYBOARD,KU-0355,SWISS VER.,105KS,JPN ABS(WITH EKEY),LF SIL- VER+BLACK	KB.KUS03.199
USB KEYBOARD,KU-0355,BELGIUM VER.,105KS,JPN ABS(WITH EKEY),LF SIL- VER+BLACK	USB KEYBOARD,KU-0355,BELGIUM VER.,105KS,JPN ABS(WITH EKEY),LF SIL- VER+BLACK	KB.KUS03.200
USB KEYBOARD,KU-0355,HOLLAND VER.,105KS,JPN ABS(WITH EKEY),LF SIL- VER+BLACK	USB KEYBOARD,KU-0355,HOLLAND VER.,105KS,JPN ABS(WITH EKEY),LF SIL- VER+BLACK	KB.KUS03.201
USB KEYBOARD,KU-0355,ICELAND VER.,105KS,JPN ABS(WITH EKEY),LF SIL- VER+BLACK	USB KEYBOARD,KU-0355,ICELAND VER.,105KS,JPN ABS(WITH EKEY),LF SIL- VER+BLACK	KB.KUS03.202
USB KEYBOARD,KU-0355,NORWEGIAN VER.,105KS,JPN ABS(WITH EKEY),LF SIL- VER+BLACK	USB KEYBOARD,KU-0355,NORWEGIAN VER.,105KS,JPN ABS(WITH EKEY),LF SIL- VER+BLACK	KB.KUS03.203
USB KEYBOARD,KU-0355,HEBREW VER.,104KS,JPN ABS(WITH EKEY),LF SIL- VER+BLACK	USB KEYBOARD,KU-0355,HEBREW VER.,104KS,JPN ABS(WITH EKEY),LF SIL- VER+BLACK	KB.KUS03.204
USB KEYBOARD,KU-0355,POLISH VER.,105KS,JPN ABS(WITH EKEY),LF SIL- VER+BLACK	USB KEYBOARD,KU-0355,POLISH VER.,105KS,JPN ABS(WITH EKEY),LF SIL- VER+BLACK	KB.KUS03.205
USB KEYBOARD,KU-0355,SLOVENIAN VER.,105KS,JPN ABS(WITH EKEY),LF SIL- VER+BLACK	USB KEYBOARD,KU-0355,SLOVENIAN VER.,105KS,JPN ABS(WITH EKEY),LF SIL- VER+BLACK	KB.KUS03.206
USB KEYBOARD,KU-0355,SLOVAKIAN VER.,105KS,JPN ABS(WITH EKEY),LF SIL- VER+BLACK	USB KEYBOARD,KU-0355,SLOVAKIAN VER.,105KS,JPN ABS(WITH EKEY),LF SIL- VER+BLACK	KB.KUS03.207
USB KEYBOARD,KU-0355,TURKEY VER.,105KS,JPN ABS(WITH EKEY),LF SIL- VER+BLACK	USB KEYBOARD,KU-0355,TURKEY VER.,105KS,JPN ABS(WITH EKEY),LF SIL- VER+BLACK	KB.KUS03.208

Partname	Description	Acer Part No.
USB KEYBOARD,KU-0355,RUSSIAM-VER.,104KS,JPN ABS(WITH EKEY),LF SILVER+BLACK	USB KEYBOARD,KU-0355,RUSSIAM-VER.,104KS,JPN ABS(WITH EKEY),LF SILVER+BLACK	KB.KUS03.209
USB KEYBOARD,KU-0355,HUNGARIA VER.,105KS,JPN ABS(WITH EKEY),LF SILVER+BLACK	USB KEYBOARD,KU-0355,HUNGARIA VER.,105KS,JPN ABS(WITH EKEY),LF SILVER+BLACK	KB.KUS03.210
USB KEYBOARD,KU-0355,GREEK VER.,104KS,JPN ABS(WITH EKEY),LF SILVER+BLACK	USB KEYBOARD,KU-0355,GREEK VER.,104KS,JPN ABS(WITH EKEY),LF SILVER+BLACK	KB.KUS03.211
USB KEYBOARD,KU-0355,DENMARK VER.,104KS,JPN ABS(WITH EKEY),LF SILVER+BLACK	USB KEYBOARD,KU-0355,DENMARK VER.,104KS,JPN ABS(WITH EKEY),LF SILVER+BLACK	KB.KUS03.212
USB KEYBOARD,KU-0355,CZECH VER.,104KS,JPN ABS(WITH EKEY),LF SILVER+BLACK	USB KEYBOARD,KU-0355,CZECH VER.,104KS,JPN ABS(WITH EKEY),LF SILVER+BLACK	KB.KUS03.213
USB KEYBOARD,KU-0355,ITALIAN NEW LAYOUT,105KS,JPN ABS(WITH EKEY),LF SILVER+BLACK	USB KEYBOARD,KU-0355,ITALIAN NEW LAYOUT,105KS,JPN ABS(WITH EKEY),LF SILVER+BLACK	KB.KUS03.214
USB KEYBOARD,KU-0355,ROMANIAN VER.,105KS,JPN ABS(WITH EKEY),LF SILVER+BLACK	USB KEYBOARD,KU-0355,ROMANIAN VER.,105KS,JPN ABS(WITH EKEY),LF SILVER+BLACK	KB.KUS03.215
USB KEYBOARD,KU-0355,TURKEY/FRENCH VER.,105KS,JPN ABS(WITH EKEY),LF SILVER+BLACK	USB KEYBOARD,KU-0355,TURKEY/FRENCH VER.,105KS,JPN ABS(WITH EKEY),LF SILVER+BLACK	KB.KUS03.216
PS/2 KEYBOARD, KBP2971, US VER., 104KEYS	PS/2 KEYBOARD, KBP2971, US VER., 104KEYS	KB.KBP03.066
PS/2 KEYBOARD, KBP2971, T.CHINESE VER., 104KEYS	PS/2 KEYBOARD, KBP2971, T.CHINESE VER., 104KEYS	KB.KBP03.067
PS/2 KEYBOARD, KBP2971, ARABIC VER., 104KEYS	PS/2 KEYBOARD, KBP2971, ARABIC VER., 104KEYS	KB.KBP03.068
PS/2 KEYBOARD, KBP2971, THAI VER., 104KEYS	PS/2 KEYBOARD, KBP2971, THAI VER., 104KEYS	KB.KBP03.069
PS/2 KEYBOARD, KBP2971, SPANISH/US VER., 105KEYS	PS/2 KEYBOARD, KBP2971, SPANISH/US VER., 105KEYS	KB.KBP03.070
PS/2 KEYBOARD, KBP2971, INT'L US VER., 104KEYS	PS/2 KEYBOARD, KBP2971, INT'L US VER., 104KEYS	KB.KBP03.071
PS/2 KEYBOARD, KBP2971, CANADIAN/ FRENCH VER., 105KEYS	PS/2 KEYBOARD, KBP2971, CANADIAN/ FRENCH VER., 105KEYS	KB.KBP03.072
PS/2 KEYBOARD, KBP2971, BRAZILIAN VER., 107KEYS	PS/2 KEYBOARD, KBP2971, BRAZILIAN VER., 107KEYS	KB.KBP03.073
PS/2 KEYBOARD, KBP2971, UK VER., 104KEYS	PS/2 KEYBOARD, KBP2971, UK VER., 104KEYS	KB.KBP03.074
PS/2 KEYBOARD, KBP2971, FRENCH VER., 105KEYS	PS/2 KEYBOARD, KBP2971, FRENCH VER., 105KEYS	KB.KBP03.075
PS/2 KEYBOARD, KBP2971, GERMANY VER., 105KEYS	PS/2 KEYBOARD, KBP2971, GERMANY VER., 105KEYS	KB.KBP03.076
PS/2 KEYBOARD, KBP2971, ITALIAN VER., 105KEYS	PS/2 KEYBOARD, KBP2971, ITALIAN VER., 105KEYS	KB.KBP03.077

Partname	Description	Acer Part No.
PS/2 KEYBOARD, KBP2971, SWISS VER., 105KEYS	PS/2 KEYBOARD, KBP2971, SWISS VER., 105KEYS	KB.KBP03.078
PS/2 KEYBOARD, KBP2971, SWEDISH VER., 105KEYS	PS/2 KEYBOARD, KBP2971, SWEDISH VER., 105KEYS	KB.KBP03.079
PS/2 KEYBOARD, KBP2971, BELGIUM VER., 105KEYS	PS/2 KEYBOARD, KBP2971, BELGIUM VER., 105KEYS	KB.KBP03.080
PS/2 KEYBOARD, KBP2971, DUTCH VER., 105KEYS	PS/2 KEYBOARD, KBP2971, DUTCH VER., 105KEYS	KB.KBP03.081
PS/2 KEYBOARD, KBP2971, HOLLAND VER., 105KEYS	PS/2 KEYBOARD, KBP2971, HOLLAND VER., 105KEYS	KB.KBP03.082
PS/2 KEYBOARD, KBP2971, SPANISH VER., 105KEYS	PS/2 KEYBOARD, KBP2971, SPANISH VER., 105KEYS	KB.KBP03.083
PS/2 KEYBOARD, KBP2971, PORTUGESE VER., 105KEYS	PS/2 KEYBOARD, KBP2971, PORTUGESE VER., 105KEYS	KB.KBP03.084
PS/2 KEYBOARD, KBP2971, ICELAND VER., 105KEYS	PS/2 KEYBOARD, KBP2971, ICELAND VER., 105KEYS	KB.KBP03.085
PS/2 KEYBOARD, KBP2971, NORWEGIAN VER., 105KEYS	PS/2 KEYBOARD, KBP2971, NORWEGIAN VER., 105KEYS	KB.KBP03.086
PS/2 KEYBOARD, KBP2971, HEBREW VER., 105KEYS	PS/2 KEYBOARD, KBP2971, HEBREW VER., 105KEYS	KB.KBP03.087
PS/2 KEYBOARD, KBP2971, POLISH VER., 105KEYS	PS/2 KEYBOARD, KBP2971, POLISH VER., 105KEYS	KB.KBP03.088
PS/2 KEYBOARD, KBP2971, SLOVENIAN VER., 105KEYS	PS/2 KEYBOARD, KBP2971, SLOVENIAN VER., 105KEYS	KB.KBP03.089
PS/2 KEYBOARD, KBP2971, SLOVAKIAN VER., 105KEYS	PS/2 KEYBOARD, KBP2971, SLOVAKIAN VER., 105KEYS	KB.KBP03.090
PS/2 KEYBOARD, KBP2971, TURKEY VER., 105KEYS	PS/2 KEYBOARD, KBP2971, TURKEY VER., 105KEYS	KB.KBP03.091
PS/2 KEYBOARD, KBP2971, RUSSIAMVER., 104KEYS	PS/2 KEYBOARD, KBP2971, RUSSIAMVER., 104KEYS	KB.KBP03.092
PS/2 KEYBOARD, KBP2971, HUNGARIA VER., 105KEYS	PS/2 KEYBOARD, KBP2971, HUNGARIA VER., 105KEYS	KB.KBP03.093
PS/2 KEYBOARD, KBP2971, GREEK VER., 104KEYS	PS/2 KEYBOARD, KBP2971, GREEK VER., 104KEYS	KB.KBP03.094
PS/2 KEYBOARD, KBP2971, DENMARK VER., 105KEYS	PS/2 KEYBOARD, KBP2971, DENMARK VER., 105KEYS	KB.KBP03.095
PS/2 KEYBOARD, KBP2971, CZECH VER., 104KEYS	PS/2 KEYBOARD, KBP2971, CZECH VER., 104KEYS	KB.KBP03.097
PS/2 KEYBOARD, KBP2971, US VER., 104KEYS, JAPAN ABS BLACK	PS/2 KEYBOARD, KBP2971, US VER., 104KEYS, JAPAN ABS BLACK	KB.KBP03.098
PS/2 KEYBOARD, KBP2971, ARABIC VER., 104KEYS, JAPAN ABS BLACK	PS/2 KEYBOARD, KBP2971, ARABIC VER., 104KEYS, JAPAN ABS BLACK	KB.KBP03.099
PS/2 KEYBOARD, KBP2971, INT'L US VER., 104KEYS, JAPAN ABS BLACK	PS/2 KEYBOARD, KBP2971, INT'L US VER., 104KEYS, JAPAN ABS BLACK	KB.KBP03.101
PS/2 KEYBOARD, KBP2971, UK VER., 104KEYS, JAPAN ABS BLACK	PS/2 KEYBOARD, KBP2971, UK VER., 104KEYS, JAPAN ABS BLACK	KB.KBP03.102
PS/2 KEYBOARD, KBP2971, FRENCH VER., 105KEYS, JAPAN ABS BLACK	PS/2 KEYBOARD, KBP2971, FRENCH VER., 105KEYS, JAPAN ABS BLACK	KB.KBP03.103

Partname	Description	Acer Part No.
PS/2 KEYBOARD, KBP2971, GERMANY VER., 105KEYS, JAPAN ABS BLACK	PS/2 KEYBOARD, KBP2971, GERMANY VER., 105KEYS, JAPAN ABS BLACK	KB.KBP03.104
PS/2 KEYBOARD, KBP2971, ITALIAN VER., 105KEYS, JAPAN ABS BLACK	PS/2 KEYBOARD, KBP2971, ITALIAN VER., 105KEYS, JAPAN ABS BLACK	KB.KBP03.105
PS/2 KEYBOARD, KBP2971, SWISS VER., 105KEYS, JAPAN ABS BLACK	PS/2 KEYBOARD, KBP2971, SWISS VER., 105KEYS, JAPAN ABS BLACK	KB.KBP03.106
PS/2 KEYBOARD, KBP2971, SWEDISH VER., 105KEYS, JAPAN ABS BLACK	PS/2 KEYBOARD, KBP2971, SWEDISH VER., 105KEYS, JAPAN ABS BLACK	KB.KBP03.107
PS/2 KEYBOARD, KBP2971, BELGIUM VER., 105KEYS, JAPAN ABS BLACK	PS/2 KEYBOARD, KBP2971, BELGIUM VER., 105KEYS, JAPAN ABS BLACK	KB.KBP03.108
PS/2 KEYBOARD, KBP2971, DUTCH VER., 105KEYS, JAPAN ABS BLACK	PS/2 KEYBOARD, KBP2971, DUTCH VER., 105KEYS, JAPAN ABS BLACK	KB.KBP03.109
PS/2 KEYBOARD, KBP2971, HOLLAND VER., 105KEYS, JAPAN ABS BLACK	PS/2 KEYBOARD, KBP2971, HOLLAND VER., 105KEYS, JAPAN ABS BLACK	KB.KBP03.110
PS/2 KEYBOARD, KBP2971, SPANISH VER., 105KEYS, JAPAN ABS BLACK	PS/2 KEYBOARD, KBP2971, SPANISH VER., 105KEYS, JAPAN ABS BLACK	KB.KBP03.111
PS/2 KEYBOARD, KBP2971, PORTUGESE VER., 105KEYS, JAPAN ABS BLACK	PS/2 KEYBOARD, KBP2971, PORTUGESE VER., 105KEYS, JAPAN ABS BLACK	KB.KBP03.112
PS/2 KEYBOARD, KBP2971, ICELAND VER., 105KEYS, JAPAN ABS BLACK	PS/2 KEYBOARD, KBP2971, ICELAND VER., 105KEYS, JAPAN ABS BLACK	KB.KBP03.113
PS/2 KEYBOARD, KBP2971, NORWEGIAN VER., 105KEYS, JAPAN ABS BLACK	PS/2 KEYBOARD, KBP2971, NORWEGIAN VER., 105KEYS, JAPAN ABS BLACK	KB.KBP03.114
PS/2 KEYBOARD, KBP2971, HEBREW VER., 105KEYS, JAPAN ABS BLACK	PS/2 KEYBOARD, KBP2971, HEBREW VER., 105KEYS, JAPAN ABS BLACK	KB.KBP03.115
PS/2 KEYBOARD, KBP2971, POLISH VER., 105KEYS, JAPAN ABS BLACK	PS/2 KEYBOARD, KBP2971, POLISH VER., 105KEYS, JAPAN ABS BLACK	KB.KBP03.116
PS/2 KEYBOARD, KBP2971, SLOVENIAN VER., 105KEYS, JAPAN ABS BLACK	PS/2 KEYBOARD, KBP2971, SLOVENIAN VER., 105KEYS, JAPAN ABS BLACK	KB.KBP03.117
PS/2 KEYBOARD, KBP2971, SLOVAKIAN VER., 105KEYS, JAPAN ABS BLACK	PS/2 KEYBOARD, KBP2971, SLOVAKIAN VER., 105KEYS, JAPAN ABS BLACK	KB.KBP03.118
PS/2 KEYBOARD, KBP2971, TURKEY VER., 105KEYS, JAPAN ABS BLACK	PS/2 KEYBOARD, KBP2971, TURKEY VER., 105KEYS, JAPAN ABS BLACK	KB.KBP03.119
PS/2 KEYBOARD, KBP2971, RUSSIAMVER., 104KEYS, JAPAN ABS BLACK	PS/2 KEYBOARD, KBP2971, RUSSIAMVER., 104KEYS, JAPAN ABS BLACK	KB.KBP03.120
PS/2 KEYBOARD, KBP2971, HUNGARIA VER., 105KEYS, JAPAN ABS BLACK	PS/2 KEYBOARD, KBP2971, HUNGARIA VER., 105KEYS, JAPAN ABS BLACK	KB.KBP03.121
PS/2 KEYBOARD, KBP2971, GREEK VER., 104KEYS, JAPAN ABS BLACK	PS/2 KEYBOARD, KBP2971, GREEK VER., 104KEYS, JAPAN ABS BLACK	KB.KBP03.122
PS/2 KEYBOARD, KBP2971, DENMARK VER., 105KEYS, JAPAN ABS BLACK	PS/2 KEYBOARD, KBP2971, DENMARK VER., 105KEYS, JAPAN ABS BLACK	KB.KBP03.123
PS/2 KEYBOARD, KBP2971, CZECH VER., 104KEYS, JAPAN ABS BLACK	PS/2 KEYBOARD, KBP2971, CZECH VER., 104KEYS, JAPAN ABS BLACK	KB.KBP03.124
USB KB(SILVER), KU0355, US VER., 104KEYS	USB KB(SILVER), KU0355, US VER., 104KEYS	KB.KUP03.034
USB KB(SILVER), KU0355, T.CHINESE VER., 104KEYS	USB KB(SILVER), KU0355, T.CHINESE VER., 104KEYS	KB.KUP03.035
USB KB(SILVER), KU0355, INT'L US VER., 104 KEYS	USB KB(SILVER), KU0355, INT'L US VER., 104 KEYS	KB.KUP03.036

Partname	Description	Acer Part No.
USB KB (SILVER), KU0355, ARABIC VER., 104 KEYS	USB KB (SILVER), KU0355, ARABIC VER., 104 KEYS	KB.KUP03.037
USB KB (SILVER), KU0355, THAI VER., 104 KEYS	USB KB (SILVER), KU0355, THAI VER., 104 KEYS	KB.KUP03.038
USB KB (SILVER), KU0355, GERMANY VER., 105 KEYS	USB KB (SILVER), KU0355, GERMANY VER., 105 KEYS	KB.KUP03.039
USB KB (SILVER), KU0355, ITALIAN VER., 105 KEYS	USB KB (SILVER), KU0355, ITALIAN VER., 105 KEYS	KB.KUP03.040
USB KB (SILVER), KU0355, FRENCH VER., 105 KEYS	USB KB (SILVER), KU0355, FRENCH VER., 105 KEYS	KB.KUP03.041
USB KB (SILVER), KU0355, SWEDEN VER., 105 KEYS	USB KB (SILVER), KU0355, SWEDEN VER., 105 KEYS	KB.KUP03.042
USB KB (SILVER), KU0355, UK VER., 104 KEYS	USB KB (SILVER), KU0355, UK VER., 104 KEYS	KB.KUS03.001
USB KB (SILVER), KU0355, SPANISH VER., 105 KEYS	USB KB (SILVER), KU0355, SPANISH VER., 105 KEYS	KB.KUS03.002
USB KB (SILVER), KU0355, DUTCH VER., 105 KEYS	USB KB (SILVER), KU0355, DUTCH VER., 105 KEYS	KB.KUS03.003
USB KB (SILVER), KU0355, PORTUGESE VER., 105 KEYS	USB KB (SILVER), KU0355, PORTUGESE VER., 105 KEYS	KB.KUS03.004
USB KEYBOARD, KU0355, CANADIAN/ FRENCH VER., 105KEYS	USB KEYBOARD, KU0355, CANADIAN/ FRENCH VER., 105KEYS	KB.KUS03.009
USB KEYBOARD, KU0355, BRAZILIAN VER., 107KEYS	USB KEYBOARD, KU0355, BRAZILIAN VER., 107KEYS	KB.KUS03.010
USB KEYBOARD, KU0355, SWISS VER., 105KEYS	USB KEYBOARD, KU0355, SWISS VER., 105KEYS	KB.KUS03.011
USB KEYBOARD, KU0355, BELGIUM VER., 105KEYS	USB KEYBOARD, KU0355, BELGIUM VER., 105KEYS	KB.KUS03.012
USB KEYBOARD, KU0355, DUTCH VER., 105KEYS	USB KEYBOARD, KU0355, DUTCH VER., 105KEYS	KB.KUS03.013
USB KEYBOARD, KU0355, ICELAND VER., 105KEYS	USB KEYBOARD, KU0355, ICELAND VER., 105KEYS	KB.KUS03.014
USB KEYBOARD, KU0355, NORWEGIAN VER., 105KEYS	USB KEYBOARD, KU0355, NORWEGIAN VER., 105KEYS	KB.KUS03.015
USB KEYBOARD, KU0355, HEBREW VER., 105KEYS	USB KEYBOARD, KU0355, HEBREW VER., 105KEYS	KB.KUS03.016
USB KEYBOARD, KU0355, POLISH VER., 105KEYS	USB KEYBOARD, KU0355, POLISH VER., 105KEYS	KB.KUS03.017
USB KEYBOARD, KU0355, SLOVENIAN VER., 105KEYS	USB KEYBOARD, KU0355, SLOVENIAN VER., 105KEYS	KB.KUS03.018
USB KEYBOARD, KU0355, SLOVAKIAN VER., 105KEYS	USB KEYBOARD, KU0355, SLOVAKIAN VER., 105KEYS	KB.KUS03.019
USB KEYBOARD, KU0355, TURKEY VER., 105KEYS	USB KEYBOARD, KU0355, TURKEY VER., 105KEYS	KB.KUS03.020
USB KEYBOARD, KU0355, RUSSIAMVER., 104KEYS	USB KEYBOARD, KU0355, RUSSIAMVER., 104KEYS	KB.KUS03.021
USB KEYBOARD, KU0355, HUNGARIA VER., 105KEYS	USB KEYBOARD, KU0355, HUNGARIA VER., 105KEYS	KB.KUS03.022

Partname	Description	Acer Part No.
USB KEYBOARD, KU0355, GREEK VER., 104KEYS	USB KEYBOARD, KU0355, GREEK VER., 104KEYS	KB.KUS03.023
USB KEYBOARD, KU0355, DENMARK VER., 104KEYS	USB KEYBOARD, KU0355, DENMARK VER., 104KEYS	KB.KUS03.024
USB KEYBOARD, KU0355, CZECH, 104KEYS	USB KEYBOARD, KU0355, CZECH, 104KEYS	KB.KUS03.058
USB KEYBOARD, KU-0355, US VER., 104KEYS, JAPAN ABS SLIVER+BLACK	USB KEYBOARD, KU-0355, US VER., 104KEYS, JAPAN ABS SLIVER+BLACK	KB.KUS03.062
USB KEYBOARD, KU-0355, IN'L US VER., 104KEYS, JAPAN ABS SLIVER+BLACK	USB KEYBOARD, KU-0355, IN'L US VER., 104KEYS, JAPAN ABS SLIVER+BLACK	KB.KUS03.063
USB KEYBOARD, KU-0355, ARABIC VER., 104KEYS, JAPAN ABS SLIVER+BLACK	USB KEYBOARD, KU-0355, ARABIC VER., 104KEYS, JAPAN ABS SLIVER+BLACK	KB.KUS03.064
USB KEYBOARD, KU-0355, GERMANY VER., 105KEYS, JAPAN ABS SLIVER+BLACK	USB KEYBOARD, KU-0355, GERMANY VER., 105KEYS, JAPAN ABS SLIVER+BLACK	KB.KUS03.065
USB KEYBOARD, KU-0355, ITALIAN VER., 105KEYS, JAPAN ABS SLIVER+BLACK	USB KEYBOARD, KU-0355, ITALIAN VER., 105KEYS, JAPAN ABS SLIVER+BLACK	KB.KUS03.066
USB KEYBOARD, KU-0355, FRENCH VER., 105KEYS, JAPAN ABS SLIVER+BLACK	USB KEYBOARD, KU-0355, FRENCH VER., 105KEYS, JAPAN ABS SLIVER+BLACK	KB.KUS03.067
USB KEYBOARD, KU-0355, SWEDEN VER., 105KEYS, JAPAN ABS SLIVER+BLACK	USB KEYBOARD, KU-0355, SWEDEN VER., 105KEYS, JAPAN ABS SLIVER+BLACK	KB.KUS03.068
USB KEYBOARD, KU-0355, UK VER., 104KEYS, JAPAN ABS SLIVER+BLACK	USB KEYBOARD, KU-0355, UK VER., 104KEYS, JAPAN ABS SLIVER+BLACK	KB.KUS03.069
USB KEYBOARD, KU-0355, SPANISH VER., 105KEYS, JAPAN ABS SLIVER+BLACK	USB KEYBOARD, KU-0355, SPANISH VER., 105KEYS, JAPAN ABS SLIVER+BLACK	KB.KUS03.070
USB KEYBOARD, KU-0355, DUTCH VER., 105KEYS, JAPAN ABS SLIVER+BLACK	USB KEYBOARD, KU-0355, DUTCH VER., 105KEYS, JAPAN ABS SLIVER+BLACK	KB.KUS03.071
USB KEYBOARD, KU-0355, PORTUGESE VER., 105KEYS, JAPAN ABS SLIVER+BLACK	USB KEYBOARD, KU-0355, PORTUGESE VER., 105KEYS, JAPAN ABS SLIVER+BLACK	KB.KUS03.072
USB KEYBOARD, KU-0355, SWISS VER., 105KEYS, JAPAN ABS SLIVER+BLACK	USB KEYBOARD, KU-0355, SWISS VER., 105KEYS, JAPAN ABS SLIVER+BLACK	KB.KUS03.073
USB KEYBOARD, KU-0355, BELGIUM VER., 105KEYS, JAPAN ABS SLIVER+BLACK	USB KEYBOARD, KU-0355, BELGIUM VER., 105KEYS, JAPAN ABS SLIVER+BLACK	KB.KUS03.074
USB KEYBOARD, KU-0355, HOLLAND VER., 105KEYS, JAPAN ABS SLIVER+BLACK	USB KEYBOARD, KU-0355, HOLLAND VER., 105KEYS, JAPAN ABS SLIVER+BLACK	KB.KUS03.075
USB KEYBOARD, KU-0355, ICELAND VER., 105KEYS, JAPAN ABS SLIVER+BLACK	USB KEYBOARD, KU-0355, ICELAND VER., 105KEYS, JAPAN ABS SLIVER+BLACK	KB.KUS03.076
USB KEYBOARD, KU-0355, NORWEGIAN VER., 105KEYS, JAPAN ABS SLIVER+BLACK	USB KEYBOARD, KU-0355, NORWEGIAN VER., 105KEYS, JAPAN ABS SLIVER+BLACK	KB.KUS03.077
USB KEYBOARD, KU-0355, HEBREW VER., 105KEYS, JAPAN ABS SLIVER+BLACK	USB KEYBOARD, KU-0355, HEBREW VER., 105KEYS, JAPAN ABS SLIVER+BLACK	KB.KUS03.078
USB KEYBOARD, KU-0355, POLISH VER., 105KEYS, JAPAN ABS SLIVER+BLACK	USB KEYBOARD, KU-0355, POLISH VER., 105KEYS, JAPAN ABS SLIVER+BLACK	KB.KUS03.079
USB KEYBOARD, KU-0355, SLOVENIAN VER., 105KEYS, JAPAN ABS SLIVER+BLACK	USB KEYBOARD, KU-0355, SLOVENIAN VER., 105KEYS, JAPAN ABS SLIVER+BLACK	KB.KUS03.080
USB KEYBOARD, KU-0355, SLOVAKIAN VER., 105KEYS, JAPAN ABS SLIVER+BLACK	USB KEYBOARD, KU-0355, SLOVAKIAN VER., 105KEYS, JAPAN ABS SLIVER+BLACK	KB.KUS03.081
USB KEYBOARD, KU-0355, TURKEY VER., 105KEYS, JAPAN ABS SLIVER+BLACK	USB KEYBOARD, KU-0355, TURKEY VER., 105KEYS, JAPAN ABS SLIVER+BLACK	KB.KUS03.082

Partname	Description	Acer Part No.
USB KEYBOARD, KU-0355, RUSSIAMVER., 104KEYS, JAPAN ABS SLIVER+BLACK	USB KEYBOARD, KU-0355, RUSSIAMVER., 104KEYS, JAPAN ABS SLIVER+BLACK	KB.KUS03.083
USB KEYBOARD, KU-0355, HUNGARIA VER., 105KEYS, JAPAN ABS SLIVER+BLACK	USB KEYBOARD, KU-0355, HUNGARIA VER., 105KEYS, JAPAN ABS SLIVER+BLACK	KB.KUS03.084
USB KEYBOARD, KU-0355, GREEK VER., 104KEYS, JAPAN ABS SLIVER+BLACK	USB KEYBOARD, KU-0355, GREEK VER., 104KEYS, JAPAN ABS SLIVER+BLACK	KB.KUS03.085
USB KEYBOARD, KU-0355, DENMARK VER., 104KEYS, JAPAN ABS SLIVER+BLACK	USB KEYBOARD, KU-0355, DENMARK VER., 104KEYS, JAPAN ABS SLIVER+BLACK	KB.KUS03.086
USB KEYBOARD, KU-0355, CZECH VER., 104KEYS, JAPAN ABS SLIVER+BLACK	USB KEYBOARD, KU-0355, CZECH VER., 104KEYS, JAPAN ABS SLIVER+BLACK	KB.KUS03.087
<b>HDD / HARD DISK DRIVE</b>		
HDD 80GB 7200RPM 8MB SATA SEAGATE PUMA ST380013AS	HDD 80G/7200 SATA ST380013AS SEAGATE	KH.08001.009
HDD 120GB 7200RPM 8MB SATA SEAGATE PUMA ST3120026AS	HDD 120GB 7200RPM 8MB SATA SEAGATE PUMA ST3120026AS	KH.12001.011
HDD 160GB 7200RPM 8MB SATA SEAGATE PUMA ST3160023AS	HDD SATA 160G 7200 ST3160023AS SEAGATE	KH.16001.010
Seagate Tonka1 SATA 1.5G, 8MB	HDD,SATA 200G 7200RPM 8MB (ROHS) TONKA1,ST3200826AS, F/W: 3.03,SEAGATE	KH.20001.005
Seagate Tonka1 250G SATA 1.5G, 8MB	HDD 250G 7200 SATA ST3250823AS SEAGATE	KH.25001.002
Seagate Tonka1 300G SATA 1.5G, 8MB	HDD 300G 7200 SATA ST3300831AS SEAGATE	KH.30001.004
Seagate Tonka1 400G SATA 1.5G, 8MB	HDD 400G 7200 SATA ST3400832AS SEAGATE	KH.40001.002
HDD 250GB 7200RPM TONKA 1 SATA 8MB (ROHS) SEAGATE ST3250823AS	HDD 250GB 7200RPM TONKA 1 SATA 8MB (ROHS) SEAGATE ST3250823AS	KH.25001.004
HDD 300GB 7200RPM TONKA 1 SATA 8MB (ROHS) SEAGATE ST3300831AS	HDD 300GB 7200RPM TONKA 1 SATA 8MB (ROHS) SEAGATE ST3300831AS	KH.30001.006
HDD 400GB 7200RPM TONKA 1 SATA 8MB (ROHS) SEAGATE ST3400832AS	HDD 400GB 7200RPM TONKA 1 SATA 8MB (ROHS) SEAGATE ST3400832AS	KH.40001.004
HDD 160G 7200RPM XL80II ROHS SATA 8MB WD WD1600JD-22HBC0	160G WD 3.5" 7200RPM XL80IWD1600JD- 22HBC0 ROHS SATA 8M	KH.16008.011
WD XL80III 80G 7200RPM SATAII 3.0G HDD / 2MB (RoHS) (non-NCQ)	HDD,80G 7200RPM,SATAII,WD800BD- 22LRA0,WD	KH.08008.022
WD XL80III 80G 7200RPM SATAII 3.0G HDD / 8MB (RoHS) (non-NCQ)	HDD,80G 7200RPM,SATAII,WD800JD- 22LSA0,WD	KH.08008.023
WD XL80III 120G 7200RPM SATAII 3.0G HDD / 8MB (RoHS) (non-NCQ)	HDD,120G 7200RPM,SATAII,WD1200JS- 22MHB0,WD	KH.12008.012
WD XL80III 160G 7200RPM SATAII 3.0G HDD / 8MB (RoHS) (non-NCQ)	HDD,160G 7200RPM,SATAII,WD1600JS- 22MHB0,WD	KH.16008.012
WD XL80III 200G 7200RPM SATAII 3.0G HDD / 8MB (RoHS) (non-NCQ)	HDD,200G 7200RPM,SATAII,WD2000JS- 22MHB0,WD	KH.20008.012
WD XL80III 250G 7200RPM SATAII 3.0G HDD / 8MB (RoHS) (non-NCQ)	HDD,250G 7200RPM,SATAII,WD2500JS- 22MHB0,WD	KH.25008.011
HDD 80GB 7200RPM PATHFINDER ROHS SATA 2.08M HGST IV HDT722516DLA380	HDD 80GB 7200RPM PATHFINDER ROHS SATA 2.08M HGST IV HDT722516DLA380	KH.08007.010
HGST Vancouver IV 160G 7200RPM SATA 3.0G HDD / 8MB (RoHS)	HDD,160G 7200RPM,SATAII,HDT722516DLA380,HGST	KH.16007.006
HGST Vancouver IV 250G 7200RPM SATA 3.0G HDD / 8MB (RoHS)	HDD,250G 7200RPM,SATAII,HDT722525DLA380,HGST	KH.25007.004



Partname	Description	Acer Part No.
HGST Vancouver IV 400G 7200RPM SATA 1.5G HDD / 8MB (RoHS)	HDD,400G/7200RPM SATA2,HDS724040KLSA80,HGST	KH.40007.004
<b>MAINBOARD</b>		
Nvidia C51G+MCP51 / AMD 939 CPU / DDRI, Gigabit LAN, HD codec (with IO shielding and CPU RM), without 1394 chipset	Nvidia C51G+MCP51 / AMD 939 CPU / DDRI, Gigabit LAN, HD codec (with IO shielding and CPU RM), with 1394 chipset	MB.P3109.001
<b>MEMORY</b>		
DDR 400 256MB 0.11u (Green)	HYS64D32300HU-5-C (.11u/Green)	KN.25602.013
HYS64D64320HU-5-C (.11U/GREEN)	HYS64D64320HU-5-C (.11U/GREEN)	KN.51202.012
MEMORY DDR400 1GB 128M*64, CL=3 INFIN-EON HYS64D128320HU-5-B	HYS64D128320HU-5-B	KN.1GB02.008
NT512D64S8HC0G-5T	NT512D64S8HC0G-5T	KN.51203.013
DDRI 400 1024MB	HYS64D128320HU-5-C (.09u, 512Mb)	KN.1GB02.024
DDRI 400 256MB	HYS64D32301HU-5-C (.09u/Green)	KN.25602.030
DDRI 400 512MB	HYS64D64300HU-5-C (.09u/Green)	KN.51202.030
Nanya DDR 400 256MB	NT256D64SH4B0GY-5T (Green)	KN.25603.028
Nanya DDR 400 512MB	NT512D64S88B0GY-5T (Green)	KN.51203.026
Nanya DDR 400 1GB	NT1GD64S8HB0GY-5T	KN.1GB03.010
Hynix DDRI 400 256MB	HYMD532646CP6R-D43PQ	KN.2560G.011
Hynix DDRI 400 512MB	HYMD564646CP8R-D43PQ	KN.5120G.012
<b>POWER SUPPLY</b>		
POWER SUPPLY 300W W/O PFC FSP300-60THA(1)(V)	POWERSUPPLY-FSP300-60THA(1)(V)	PY.30008.011
POWER SUPPLY 300W W PFC FSP300-60THA(1)(V)(PF)	POWER SUPPLY-FSP300-60THA(1)(V)(PF)	PY.30008.012
POWER SUPPLY 300W W/O PFC LITEON PS-6301-08A	PS-6301-08A, 24PIN, 300W, NON-PFC	PY.3000B.001
POWER SUPPLY 300W W/ PFC LITEON PS-6301-08AP	PE-6301-08AP, 24PIN, 300W, PFC	PY.3000B.002
<b>SCREW</b>		
CHASSIS SCREW	THUMB SCREW	86.S03VF.001
SCREW#6-32UNC	SCREW#6-32UNC (FOR SPS/ DB BKT)	86.RC9VF.001
SCREW M3X8(VFD BRACKET/UPPER COVER)	SCREW M3X8(FOR BEZEL)	86.RC9VF.004
SCREW #6-32	SCREW #6-32 (FOR DB)	86.V20VF.001
<b>SPEAKER</b>		
SPEAKER 2.0 USB M-1118B ACER LOGO	2.0 SPEAKER, USB, M-1118B, ACER LOGO	SP.11805.001
SPEAKER 2.0 USB M-1118B ACER LOGO W/ STK LABEL	2.0 SPEAKER, USB, M-1118B, ACER LOGO, WITH STK LABEL	SP.11805.002
2.0 SPEAKER, S100, 230V W/ ACA PLUG TYPE, ACER LOGO	LOGITECH 2.0 SPEAKER,S100,230VW/AUS-TRALIA PLUG TYPE,ACER LOG	SP.S1006.005
SPEAKER USB 3" *2 NEOSONICA 510 THYME510 WHITE	SPEAKER,USB 3" *2, 510,NEOSONICA	SP.51004.001
SPEAKER USB 3" *2 NEOSONICA THYME510 BLACK	SPEAKER,USB 3"FULL RANG CONE,THYME510	SP.51004.003
SPEAKER 2+1 SUB-WOOFER NEOSONICA A2.1 220V	SPEAKER, A2.1, 220V, 2+1SUB-WOOFER (SIL-VER)	SP.A2104.001

Partname	Description	Acer Part No.
SPEAKER 2+1 SUB-WOOFER NEOSONICA A2.1 110V	SPEAKER, A2.1,110V,2+1SUB-WOOFER(SILVER)	SP.A2104.002
SPEAKER A2.1 WITH CCC STICKER NEOSONICA A2.1 220V	A2.1 SPEAKER WITH CCC STICKER	SP.A2104.003
2.0 SPEAKER, S100, 230V W/ EUROPE PLUG TYPE, ACER LOGO	2.0 SPEAKER, S100, 230V W/ EUROPE PLUG TYPE, ACER LOGO	SP.S1006.002
2.0 SPEAKER, VS2220, 230V, A PLUG TYPE	ALTEC LANSING 2.0 SPEAKER, VS2220,230V,AUSTRALIA PLUG TYPE	SP.V2007.001
2.1 SPEAKER, VS2221, 230V, E PLUG TYPE (EUROPE EXCLUDE UK)	ALTEC LANSING 2.1 SPEAKER,VS2221,230V,EUROPE(EXCLUDE ENGLAND)	SP.V2107.001
2.1 SPEAKER, VS2221, 230V, UK PLUG TYPE	ALTEC LANSING 2.1 SPEAKER,VS2221, 230V, ENGLAND PLUG TYPE	SP.V2107.002
2.1 SPEAKER, VS2221, 230V, CHINA PLUG TYPE	ALTEC LANSING, 2.1 SPEAKER, VS2221, 230V, CHINA PLUG TYPE	SP.V2107.003
2.0 SPEAKER, S100, 110V W/ US PLUG TYPE, ACER LOGO	2.0 SPEAKER, S100, 110V W/ US PLUG TYPE, ACER LOGO	SP.S1006.003

## AcerPower M6

Partname	Description	Acer Part No.
<b>BOARD</b>		
DAUGHTER BOARD USB/AUDIO	USB BOARD	55.V20VF.001
POWER SWITCH BOARD	POWER SWITCH DB	55.V19VF.001
USB RF RECEIVER BOARD GUPPY W/O HOUSING LOGITECH	USB RF RECEIVER BOARD GUPPY W/O HOUSING LOGITECH	RV.GPY01.001
USB RF RECEIVER BOARD GUPPY W/I HOUSING LOGITECH	USB RF RECEIVER GUPPY W/I HOUSING LOGITECH	RV.GPY01.002
USB RF RECEIVER BOARD GUPPY W/O CASE W/I CABLE LOGITECH	USB RF RECEIVER GUPPY W/O CASE W/I CABLE LOGITECH	RV.GPY01.003
<b>CARD READER</b>		
9-IN-1 CARD READER MODULE 3.5 IN. KYE	9-IN-1 CARD READER MODULE 3.5 IN. KYE	PZ.00908.001
9-IN-1 CARD READER MODULE 3.5 IN. KYE ID03 W/I NEW USB CABLE	9-IN-1 CARD READER MODULE 3.5 IN. KYE ID03 W/I NEW USB CABLE	PZ.00908.002
USB 2.0 CARD READER+1394+IR, W/I HOUSING, W/I 1394 CABLE+USB CABLE	USB 2.0 CARD READER+1394+IR, W/I HOUSING, W/I 1394 CABLE+USB CABLE	PZ.CR50J.001
<b>ACCESSORY</b>		
REMOTE CONTROLLER NFIC MPC - RC801BK/820	REMOTE CONTROLLER WITH 2*7#BATTERY	PZ.S1008.002
MCEIR-210 Receiver	AXX0000-3833EP	LC.MCE05.002
SMK MCE Remote Control/universal edition w/i battery	SMK MCE Remote Control/universal edition w/i battery	PZ.MCE08.009
SMK MCE Remote Control/universal edition w/o battery	RRS9002-6412E	PZ.MCE08.010
SMK IR blaster RWS900D-1301FP	RWS9000-1301FP	RV.RWS07.001

Partname	Description	Acer Part No.
<b>CABLE</b>		
HDD CABLE SATA_1	SATA-HDD DATA CABLE	50.V14VF.001
USB CABLE	USB CABLE (460MM)	50.V20VF.001
AUDIO CABLE	AUDIO CABLE (560MM)	50.V20VF.002
POWER SWITCH AND LED CABLE ASSY	POWER SWITCH AND POWER/HDD/ODD/LAN LED CABLE	50.V19VF.003
IDE FDD CABLE 34PIN	FDD DATA CABLE	50.PSPVF.003
IDE CD-ROM CABLE ATA66 40PIN	CDROM DATA CABLE	50.P06VF.002
<b>CASE / COVER / BRACKET ASSEMBLY</b>		
FRONT BEZEL W/ 5.25" 3.5" EMPTY COVER	P451 BEZEL W/ 1PCS 5.25 & 1PCS 3.25 COVER	60.P22VF.001
CHASSIS W/O SIDE DOOR W/O I/O SHIELD H401	H401 CHASSIS W/O SIDE DOOR W/O I/O SHIELD	60.V20VF.004
SIDE DOOR-LEFT	LEFT-BKT-DOOR (PAINTING)	60.V20VF.005
SIDE DOOR-RIGHT	RIGHT-BKT-DOOR (PAINTING)	60.V20VF.006
S-LOCK-HANDLE	S-LOCK-HANDLE	42.V19VF.005
ODD HOLDER ASSY	ODD HOLDER ASSY	42.V19VF.006
FDD HOLDER ASSY	FDD HOLDER ASSY	42.V19VF.007
HDD HOLDER ASSY	HDD HOLDER ASSY	42.V19VF.008
IO BRACKET HOLDER	PCI-BKT	42.V02VF.503
I/O BRACKET	COVER SLOT	33.RC9VF.004
EMPTY COVER FOR 5.25" DEVICE	5.25-COVER	42.P22VF.001
EMPTY COVER FOR 3.5" DEVICE	3.5-COVER	42.V19VF.004
TOP-LOGO	TOP-LOGO	60.S28VF.001
Rear I/O Shielding for MB without 1394 chip (FC51GM)	Rear I/O Shielding FOR FC51GM	PZ.P3108.002
RETENTION MODULE	RETENTION MODULE FOR FC51GM	TBD
<b>MISCELLANEOUS</b>		
RUBBER FOOT	RUBBER FOOT	47.V02VF.701
<b>CD-ROM DRIVE</b>		
CD-ROM 52X LITEON LTN-529S LF BLACK	52X CD-ROM, LITEON LTN-529S, LF, BLACK COLOR	KD.05209.005
<b>CD-RW DRIVE</b>		
CD-RW DRIVE 52X/32X/52X HLDS GCE-8527B LF W/ DASP	CD-RW DRIVE 52X/32X/52X HLDS GCE-8527B LF W/ DASP	KR.0320C.001
<b>COMBO DRIVE</b>		
COMBO DRIVE 52X HLDS GCC-4522B LF BLACK	52X COMBO, HLDS GCC-4522B LF, BLACK	KO.0520A.003
52X	GCC-4522B, LF w/ DASP	KO.0520A.004
52X	SOHC-5236V, LF w/ DASP	KO.05209.010
<b>DVD-ROM DRIVE</b>		
16X	DVD-122CHG	KV.01605.004
DVD-ROM DRIVE 16X40X LITEON SOHD-16P9S BLACK F/W 9RS1	16X DVD-ROM, LITEON SOHD-16P9S, LF, BLACK COLOR	KV.01604.007
DVD-ROM DRIVE 16X/52X HLDS GDR-8163B BLACK F/W 0120	DVD-ROM DRIVE 16X/52X HLDS GDR-8163B BLACK	KV.0160D.005

Partname	Description	Acer Part No.
16X	GDR-8164B, LF	KV.0160D.007
<b>DVD RW DRIVE</b>		
SUPERMULTI PLUS 16X DVD HLDS GSA-4165B F/W DH06 BLACK	16X SUPER MULTI,HLDS GSA-4165B, LF,BLACK	KU.0160D.007
<b>DVD DUAL DRIVE</b>		
16X DVD Dual	SOHW-1633S (black)	KU.01604.002
16X DVD Dual	SHOW-1673S	KU.01604.005
DVD DUAL DRIVE 16X DOUBLE-LAYER BLACK LF HLDS GWA-4164B	DVD DUAL DRIVE 16X DOUBLE-LAYER BLACK LF HLDS GWA-4164B	KU.0160D.006
DVD DUAL 16X PIONEER DVR-109RA LF BLACK F/W 1.40	16X DVD DUAL (DL), PIONEERDVR-109RA. LF, BLACK COLOR	KU.01605.002
<b>HEATSINK</b>		
FANSINK PKP280G01K12 FAN PV763DJ4DK6341	FANSINK PKP280G01K12 FAN PV763DJ4DK6341	HI.2800C.001
CPU COOLER PKP280G01K22_FXN 0715/ 5400 RPM W/I FAN DUCT	PKP280 W/I FAN DUCT	HI.P260C.001
Sunon 92X92X25mm 2200RPM System Fan	KDE1209PTV3-A	HI.P310F.001
<b>CPU / PROCESSOR</b>		
ADA3800DAA5CD	ADA3800DAA5CD	KC.A3802.X26
ADA4200DAA5CD	ADA4200DAA5CD	KC.A4202.X26
ADA4400DAA6CD	ADA4400DAA6CD	KC.A4402.X20
ADA4600DAA5CD	ADA4600DAA5CD	KC.A4602.X26
ADA4800DAA6CD	ADA4800DAA6CD	KC.A4802.X20
ADA3800DAA5BV	ADA3800DAA5BV	KC.A3802.X24
ADA4200DAA5BV	ADA4200DAA5BV	KC.A4202.X20
ADA4600DAA5BV	ADA4600DAA5BV	KC.A4602.X20
ADA3000DAA4BP	ADA3000DAA4BP	KC.A3002.E39
ADA3200DAA4BP	ADA3200DAA4BP	KC.A3202.E39
ADA3400DAA4BZ	ADA3400DAA4BZ	KC.A3402.E39
ADA3500DAA4BP	ADA3500DAA4BP	KC.A3502.E39
ATH64 3500+ 939 (E4, Venice)	ADA3500DKA4CG	KC.A3502.V49
ADA3800DAA4BP	ADA3800DAA4BP	KC.A3802.E39
ATH64 3500+ 939 (E4)	ADA3500DAA4BN	KC.A3502.E49
ATH64 3200+ 939 (E4)	ADA3200DKA4CG	KC.A3202.E49
ATH64 3700+ 939 (E4)	ADA3700DAA5BN	KC.A3702.E49
ATH64 4000+ 939 (E4)	ADA4000DAA5BN	KC.A4002.E49
ATH64 3000+ 939 (E6)	ADA3000DAA4BW	KC.A3002.E69
ATH64 3200+ 939 (E6)	ADA3200DAA4BW	KC.A3202.E69
ATH64 3400+ 939 (E6)	ADA3400DAA4BY	KC.A3402.E69
ATH64 3500+ 939 (E6)	ADA3500DAA4BW	KC.A3502.E69
ATH64 3700+ 939 (E6)	ADA3700DKA5CF	KC.A3702.E69
ATH64 3800+ 939 (E6)	ADA3800DAA4BW	KC.A3802.E69
ATH64 4000+ 939 (E6)	ADA4000DKA5CF	KC.A4002.E69
SDA3000DIO2BW	SDA3000DIO2BW	KC.S3002.9E6

Partname	Description	Acer Part No.
SEMPRON 3200+ 939 (E6)	SDA3200DIO3BW	KC.S3202.9E6
SEMPRON 3400+ 939 (E6)	SDA3400DIO2BW	KC.S3402.9E6
SEMPRON 3500+ 939 (E6)	SDA3500DIO3BW	KC.S3502.9E6
SEMPRON 3000+ 939 (E3)	SDA3000DIO2BP	KC.S3002.90E
SEMPRON 3200+ 939 (E3)	SDA3200DIO3BP	KC.S3202.90E
<b>FDD / FLOPPY DISK DRIVE</b>		
FDD 1.44MB PANASONIC JU-256A198P BLACK	FDD,PANASONIC,JU-256A198P BLACK	KF.25602.003
<b>ADD-ON CARD</b>		
VGA CARD LTK LR2A13 GF 6200TC SE 64M (32BIT) 256MB VGA+TVO PAL W/ATX BKT LEADTEK	VGA CARD LTK LR2A13 GF 6200TC SE 64M (32BIT) 256MB VGA+TVO PAL W/ATX BKT LEADTEK	VG.62SET.C01
Leadtek Geforce 6200TC LE 64M (32bit) VGA+TVO PAL w/ATX BKT	LR2A1J	VG.62LET.C21
Leadtek Geforce 6200TC LE 64M (32bit) VGA+TVO NTSC w/ATX BKT	LR2A1J	VG.62LET.C22
Pro-Nets HPI56MIII with ATX bkt	Pro-Nets HPI56MIII with ATX bkt	FX.56M03.001
Sapphire Radeon X300SE 256M Hypermemory VGA+TVO+DVI-I PAL w/ ATX BKT	1024-7C50-1A-AC	54.ATIX3.H13
Sapphire Radeon X300SE 256M Hypermemory VGA+TVO+DVI-I NTSC w/ ATX BKT	1024-7C50-1A-AC	54.ATIX3.H23
Sapphire Radeon X300SE 256M Hypermemory VGA+TVO+DVI-I PAL w/ATX BKT	1024-8C50-1A-AC	54.ATIX3.H03
Sapphire ATI Radeon X600SE 256M Hypermemory TVO+VGA+DVI-I Onboard 128M PAL w/ATX BKT	1024-3C50-1A-AC	54.ATIX6.H01
Sapphire ATI Radeon X600SE 256M Hypermemory TVO+VGA+DVI-I Onboard 64M PAL w/ ATX BKT	1024-4C50-1A-AC	54.ATIX6.H02
Sapphire ATI Radeon X600SE 256M Hypermemory TVO+VGA+DVI-I Onboard 64M NTSC w/ATX BKT	1024-4C50-4A-AC	54.ATIX6.H13
MODEM CARD 56K D-1156I#/A1A WITH ATX BRACKET LITEON	MODEM CARD 56K D-1156I#/A1A WITH ATX BRACKET LITEON	FX.56I02.010
TUNER CARD W/FM/NTSC/ATX BRACKET (PHILIP MK3 TUNER + 883 CHIPT LEATEK LR6613)	TV TUNER-C LR 6613 W/FM/NTSC/ATX LTK	TU.61302.001
TUNER CARD W/FM/PAL/ATX BRACKET (PHILIP MK3 TUNER+881 CHIP) LEADTEK LR 6611	TV TUNER-C LR 6611 W/FM/PAL/ATX LTK	TU.61102.001
Leadtek MCE compliance TV card+ FM + analog TV with H/W MPEG2 encoder, PAL	Leadtek MCE compliance TV card+ FM + analog TV with H/W MPEG2 encoder, PAL	TU.63802.001
Leadtek MCE compliance TV card+ FM + analog TV with H/W MPEG2 encoder, NTSC	Leadtek MCE compliance TV card+ FM + analog TV with H/W MPEG2 encoder, NTSC	TU.63802.002
DUAL TV TUNER CARD W/I (ATX/FM ANT-TENA /AV IN CABLE /PAL-NTSC CONVERTOR)	LR306 TV TUNER CARD W/I(ATX/FM ANTTENA/ AV IN CABLE/PAL-NTSC	TU.30605.001

Partname	Description	Acer Part No.
DUAL TV TUNER CARD W/I (ATX/FM ANT-TENA /AV IN CABLE /PAL-NTSC /DVB-T ANTENNA)	DUAL TV TUNER CARD(ATX/FM ANTTENA/AV/ PAL-NTSC/DVB-T ANTENNA)	TU.30605.002
Hybrid / DVB-T + Analog PAL B/G + I + D/K + SECAM + FM Radio	Hybrid / DVB-T + Analog PAL B/G + I + D/K + SECAM + FM Radio	TV.HAU11.001
WinTV-PVR150-MCE card + FM + analog TV with H/W MPEG2 encoder, PAL	WinTV-PVR150-MCE card + FM + analog TV with H/W MPEG2 encoder, PAL	TV.AMITY.H21
WinTV-PVR150-MCE card + FM + analog TV with H/W MPEG2 encoder, NTSC	WinTV-PVR150-MCE card + FM + analog TV with H/W MPEG2 encoder, NTSC	TV.AMITY.H22
Analogue NTSC / FM / hw mpeg2 encoder / ATX bracket with FM antenna	Analogue NTSC / FM / hw mpeg2 encoder / ATX bracket with FM antenna	TV.AMITY.H23
WINTV-HVR1100 DVB-T PAL OXFORD 94500 REV C1A0	WINTV-HVR1100 DVB-T PAL OXFORD 94500 REV C1A0	TV.HAUDV.BT1
WINTV-HVR1100 DVB-T PAL OXFORD 94500 REV C2A0	WINTV-HVR1100 DVB-T PAL OXFORD 94500 REV C2A0	TV.HAUDV.BT2
WINTV-HVR1100 DVB-T PAL OXFORD 94500 REV C2A0 LF	WINTV-HVR1100 DVB-T PAL OXFORD 94500 REV C2A0 LF	TV.HAUDV.BT3
WINTV-HVR1300 DVB-T PAL DOVER 96559 (C1A0)	WINTV-HVR1300 DVB-T PAL DOVER 96559 (C1A0)	TV.HAU13.HV1
<b>POINTING DEVICE</b>		
MOUSE PS2, 2BUTTON+WHEEL KYE POWER SCROLL PS2	KYE MOUSE,PS/2 MOUSE, 2 BUTTON+WHEEL	MS.PSE04.003
CORDED MOUSE PS2 2 BUTTON WHEEL GENIUS NETSCROLL BLACK	MOUSE PS2 2B WHEEL SI+BK POWRSCOLL KYE	MS.PSE04.008
PS2 NETSCROLL(LEAD-FREE) MOUSE-BLACK KYE	NETSCROLL PS2(BLACK)	MS.NET04.002
WIRELESS MOUSE CHICONY MSR0238T	MOUSE WIRELESS, MSR0238T, CHICONY	MS.WUR05.001
USB OPTICAL MOUSE 2 BUT-TON+WHEEL(SILVER) M-UV ACR1	USB OPTICAL MOUSE 2 BUTTON+WHEEL(SILVER) M-UV ACR1	MS.MUV01.001
USB OPTICAL MOUSE MUV-ACR1 W/ STK LABEL LOGITECH	USB OPTICAL MOUSE MUV-ACR1 W/ STK LABEL LOGITECH	MS.MUV01.003
USB OPTICAL MOUSE, MUV ACR1(BLACK),LEAD-FREE	USB OPTICAL MOUSE, MUV ACR1(BLACK),LEAD-FREE	MS.MUV01.004
USB OPTICAL MOUSE, MUV ACR1, LEAD-FREE, W/ STK LABEL LOGITECH	LOGITECH USB OPTICAL MOUSE, MUV ACR1, LEAD-FREE, W/ STK LABEL	MS.MUV01.005
WIRELESS MOUSE, LOGITECH RAF95	LOGITECH WIRELESS MOUSE, RAF95	MS.RAF01.001
WIRELESS MOUSE, LOGITECH RAF95, W/ STK LABEL	WIRELESS MOUSE, LOGITECH RAF95, W/ STK LABEL	MS.RAF01.002
USB OPTICAL MOUSE, UV69A, SILVER+BLACK	USB OPTICAL MOUSE, UV69A, SILVER+BLACK	MS.V6901.003
USB OPTICAL MOUSE, UV69A, SILVER+BLACK, W/ STK LABEL	USB OPTICAL MOUSE, UV69A, SILVER+BLACK, W/ STK LABEL	MS.V6901.004
LOGITECH PS/2 BALL MOUSE,M-SBJ96	MOUSE PS2 BALL M-SBJ96 BK LOGITECH	MS.SBJ01.001
PS/2 BALL MOUSE M-SBJ96 BLACK W/ STK LABEL LOGITECH	PS/2 BALL MOUSE M-SBJ96 BLACK W/ STK LABEL LOGITECH	MS.SBJ01.002
PS/2 BALL MOUSE, SBJ69, LEAD-FREE, BLACK	PS/2 BALL MOUSE, SBJ69, LEAD-FREE, BLACK	MS.SBJ01.003

Partname	Description	Acer Part No.
PS/2 BALL MOUSE, SBJ69, LEAD-FREE, W/ STK LABEL, BLACK	PS/2 BALL MOUSE, SBJ69, LEAD-FREE, W/ STK LABEL, BLACK	MS.SBJ01.004
PS/2 OPTICAL MOUSE, SBF96	PS/2 OPTICAL MOUSE, SBF96	MS.PS201.001
PS/2 OPTICAL MOUSE, SBF96, LEAD-FREE	PS/2 OPTICAL MOUSE, SBF96, LEAD-FREE	MS.PS201.002
MOUSE USB WHEEL STANDARD POWER-SCROLL ACER (002) GENIUS	MOUSE USB WHEEL STANDARD POWER-SCROLL ACER (002)	MS.PSE04.004
CORDED MOUSE USB WHEEL STANDARD GENIUS BLACK	MOUSE SCROLL WHEEL USB BK KYE ACER	MS.PSE04.007
MOUSE USB WHEEL OPTICAL POWER-SCROLL EYEUSB ACER (002) GENIUS WHITE	MOUSE USB WHEEL OPTICAL POWERSROLL EYEUSB ACER (002)	MS.PSE04.001
<b>KEYBOARD</b>		
WIRELESS KB (SILVER), US VER., 104 KEYS CHICONY KBR0355	KEYBOARD WIRELESS, KBR0355, EN, CHICONY	KB.WUR03.001
WIRELESS KB (SILVER), T. CHINESE VER., 104 KEYS CHICONY KBR0355	KEYBOARD WIRELESS, KBR0355, TC, CHICONY	KB.WUR03.002
WIRELESS KEYBOARD COCOON, US VER., 104 KEYS	LOGITECH WIRELESS KB, COCOON,US VER., 104 KEYS	KB.CCN04.001
PS/2 KEYBOARD,KB 2971,US VER.,104KEYS (WITH EKEY)	PS/2 KEYBOARD,KB 2971,US VER.,104KEYS (WITH EKEY)	KB.KBP03.156
PS/2 KEYBOARD,KB 2971,S.CHINESE VER.,104KEYS (WITH EKEY)	PS/2 KEYBOARD,KB 2971,S.CHINESE VER.,104KEYS (WITH EKEY)	KB.KBP03.158
PS/2 KEYBOARD,KB 2971,ARABIC VER.,104KEYS (WITH EKEY)	PS/2 KEYBOARD,KB 2971,ARABIC VER.,104KEYS (WITH EKEY)	KB.KBP03.159
PS/2 KEYBOARD,KB 2971,THAI VER.,104KEYS (WITH EKEY)	PS/2 KEYBOARD,KB 2971,THAI VER.,104KEYS (WITH EKEY)	KB.KBP03.160
PS/2 KEYBOARD,KB 2971,INT'L US VER.,104KEYS (WITH EKEY)	PS/2 KEYBOARD,KB 2971,INT'L US VER.,104KEYS (WITH EKEY)	KB.KBP03.161
PS/2 KEYBOARD,KB 2971,CANADIAN/FRENCH VER.,105KEYS (WITH EKEY)	PS/2 KEYBOARD,KB 2971,CANADIAN/FRENCH VER.,105KEYS (WITH EKEY)	KB.KBP03.162
PS/2 KEYBOARD,KB 2971,BRAZILIAN VER.,107KEYS (WITH EKEY)	PS/2 KEYBOARD,KB 2971,BRAZILIAN VER.,107KEYS (WITH EKEY)	KB.KBP03.163
PS/2 KEYBOARD,KB 2971,UK VER.,104KEYS (WITH EKEY)	PS/2 KEYBOARD,KB 2971,UK VER.,104KEYS (WITH EKEY)	KB.KBP03.164
PS/2 KEYBOARD,KB 2971,FRENCH VER.,105KEYS (WITH EKEY)	PS/2 KEYBOARD,KB 2971,FRENCH VER.,105KEYS (WITH EKEY)	KB.KBP03.165
PS/2 KEYBOARD,KB 2971,GERMANY VER.,105KEYS (WITH EKEY)	PS/2 KEYBOARD,KB 2971,GERMANY VER.,105KEYS (WITH EKEY)	KB.KBP03.166
PS/2 KEYBOARD,KB 2971,ITALIAN VER.,105KEYS (WITH EKEY)	PS/2 KEYBOARD,KB 2971,ITALIAN VER.,105KEYS (WITH EKEY)	KB.KBP03.167
PS/2 KEYBOARD,KB 2971,SWISS VER.,105KEYS (WITH EKEY)	PS/2 KEYBOARD,KB 2971,SWISS VER.,105KEYS (WITH EKEY)	KB.KBP03.168
PS/2 KEYBOARD,KB 2971,SWEDISH VER.,105KEYS (WITH EKEY)	PS/2 KEYBOARD,KB 2971,SWEDISH VER.,105KEYS (WITH EKEY)	KB.KBP03.169
PS/2 KEYBOARD,KB 2971,BELGIUM VER.,105KEYS (WITH EKEY)	PS/2 KEYBOARD,KB 2971,BELGIUM VER.,105KEYS (WITH EKEY)	KB.KBP03.170
PS/2 KEYBOARD,KB 2971,DUTCH VER.,105KEYS (WITH EKEY)	PS/2 KEYBOARD,KB 2971,DUTCH VER.,105KEYS (WITH EKEY)	KB.KBP03.171

<b>Partname</b>	<b>Description</b>	<b>Acer Part No.</b>
PS/2 KEYBOARD,KB 2971,SPANISH VER.,105KEYS (WITH EKEY)	PS/2 KEYBOARD,KB 2971,SPANISH VER.,105KEYS (WITH EKEY)	KB.KBP03.172
PS/2 KEYBOARD,KB 2971,PORTUGESE VER.,105KEYS (WITH EKEY)	PS/2 KEYBOARD,KB 2971,PORTUGESE VER.,105KEYS (WITH EKEY)	KB.KBP03.173
PS/2 KEYBOARD,KB 2971,ICELAND VER.,105KEYS (WITH EKEY)	PS/2 KEYBOARD,KB 2971,ICELAND VER.,105KEYS (WITH EKEY)	KB.KBP03.174
PS/2 KEYBOARD,KB 2971,NORWEGIAN VER.,105KEYS (WITH EKEY)	PS/2 KEYBOARD,KB 2971,NORWEGIAN VER.,105KEYS (WITH EKEY)	KB.KBP03.175
PS/2 KEYBOARD,KB 2971,HEBREW VER.,105KEYS (WITH EKEY)	PS/2 KEYBOARD,KB 2971,HEBREW VER.,105KEYS (WITH EKEY)	KB.KBP03.176
PS/2 KEYBOARD,KB 2971,POLISH VER.,105KEYS (WITH EKEY)	PS/2 KEYBOARD,KB 2971,POLISH VER.,105KEYS (WITH EKEY)	KB.KBP03.177
PS/2 KEYBOARD,KB 2971,SLOVENIAN VER.,105KEYS (WITH EKEY)	PS/2 KEYBOARD,KB 2971,SLOVENIAN VER.,105KEYS (WITH EKEY)	KB.KBP03.178
PS/2 KEYBOARD,KB 2971,SLOVAKIAN VER.,105KEYS (WITH EKEY)	PS/2 KEYBOARD,KB 2971,SLOVAKIAN VER.,105KEYS (WITH EKEY)	KB.KBP03.179
PS/2 KEYBOARD,KB 2971,TURKEY VER.,105KEYS (WITH EKEY)	PS/2 KEYBOARD,KB 2971,TURKEY VER.,105KEYS (WITH EKEY)	KB.KBP03.180
PS/2 KEYBOARD,KB 2971,RUSSIAM- VER.,104KEYS (WITH EKEY)	PS/2 KEYBOARD,KB 2971,RUSSIAM- VER.,104KEYS (WITH EKEY)	KB.KBP03.181
PS/2 KEYBOARD,KB 2971,HUNGARIA VER.,105KEYS (WITH EKEY)	PS/2 KEYBOARD,KB 2971,HUNGARIA VER.,105KEYS (WITH EKEY)	KB.KBP03.182
PS/2 KEYBOARD,KB 2971,GREEK VER.,104KEYS (WITH EKEY)	PS/2 KEYBOARD,KB 2971,GREEK VER.,104KEYS (WITH EKEY)	KB.KBP03.183
PS/2 KEYBOARD,KB 2971,DENISH VER.,105KEYS (WITH EKEY)	PS/2 KEYBOARD,KB 2971,DENISH VER.,105KEYS (WITH EKEY)	KB.KBP03.184
PS/2 KEYBOARD,KB 2971,CZECH VER.,104KEYS (WITH EKEY)	PS/2 KEYBOARD,KB 2971,CZECH VER.,104KEYS (WITH EKEY)	KB.KBP03.185
PS/2 KEYBOARD,KB 2971,US VER.,104KEYS,JAPAN ABS (WITH EKEY)	PS/2 KEYBOARD,KB 2971,US VER.,104KEYS,JAPAN ABS (WITH EKEY)	KB.KBP03.186
PS/2 KEYBOARD,KB 2971,ARABIC VER.,104KEYS,JAPAN ABS (WITH EKEY)	PS/2 KEYBOARD,KB 2971,ARABIC VER.,104KEYS,JAPAN ABS (WITH EKEY)	KB.KBP03.187
PS/2 KEYBOARD,KB 2971,INT'L US VER.,104KEYS,JAPAN ABS (WITH EKEY)	PS/2 KEYBOARD,KB 2971,INT'L US VER.,104KEYS,JAPAN ABS (WITH EKEY)	KB.KBP03.188
PS/2 KEYBOARD,KB 2971,UK VER.,104KEYS,JAPAN ABS (WITH EKEY)	PS/2 KEYBOARD,KB 2971,UK VER.,104KEYS,JAPAN ABS (WITH EKEY)	KB.KBP03.189
PS/2 KEYBOARD,KB 2971,FRENCH VER.,105KEYS,JAPAN ABS (WITH EKEY)	PS/2 KEYBOARD,KB 2971,FRENCH VER.,105KEYS,JAPAN ABS (WITH EKEY)	KB.KBP03.190
PS/2 KEYBOARD,KB 2971,GERMANY VER.,105KEYS,JAPAN ABS (WITH EKEY)	PS/2 KEYBOARD,KB 2971,GERMANY VER.,105KEYS,JAPAN ABS (WITH EKEY)	KB.KBP03.191
PS/2 KEYBOARD,KB 2971,ITALIAN VER.,105KEYS,JAPAN ABS (WITH EKEY)	PS/2 KEYBOARD,KB 2971,ITALIAN VER.,105KEYS,JAPAN ABS (WITH EKEY)	KB.KBP03.192
PS/2 KEYBOARD,KB 2971,SWISS VER.,105KEYS,JAPAN ABS (WITH EKEY)	PS/2 KEYBOARD,KB 2971,SWISS VER.,105KEYS,JAPAN ABS (WITH EKEY)	KB.KBP03.193
PS/2 KEYBOARD,KB 2971,SWEDISH VER.,105KEYS,JAPAN ABS (WITH EKEY)	PS/2 KEYBOARD,KB 2971,SWEDISH VER.,105KEYS,JAPAN ABS (WITH EKEY)	KB.KBP03.194
PS/2 KEYBOARD,KB 2971,BELGIUM VER.,105KEYS,JAPAN ABS (WITH EKEY)	PS/2 KEYBOARD,KB 2971,BELGIUM VER.,105KEYS,JAPAN ABS (WITH EKEY)	KB.KBP03.195



Partname	Description	Acer Part No.
PS/2 KEYBOARD,KB 2971,DUTCH VER.,105KEYS,JAPAN ABS (WITH EKEY)	PS/2 KEYBOARD,KB 2971,DUTCH VER.,105KEYS,JAPAN ABS (WITH EKEY)	KB.KBP03.196
PS/2 KEYBOARD,KB 2971,HOLLAND VER.,105KEYS,JAPAN ABS (WITH EKEY)	PS/2 KEYBOARD,KB 2971,HOLLAND VER.,105KEYS,JAPAN ABS (WITH EKEY)	KB.KBP03.197
PS/2 KEYBOARD,KB 2971,SPANISH VER.,105KEYS,JAPAN ABS (WITH EKEY)	PS/2 KEYBOARD,KB 2971,SPANISH VER.,105KEYS,JAPAN ABS (WITH EKEY)	KB.KBP03.198
PS/2 KEYBOARD,KB 2971,PORTUGESE VER.,105KEYS,JAPAN ABS (WITH EKEY)	PS/2 KEYBOARD,KB 2971,PORTUGESE VER.,105KEYS,JAPAN ABS (WITH EKEY)	KB.KBP03.199
PS/2 KEYBOARD,KB 2971,ICELAND VER.,105KEYS,JAPAN ABS (WITH EKEY)	PS/2 KEYBOARD,KB 2971,ICELAND VER.,105KEYS,JAPAN ABS (WITH EKEY)	KB.KBP03.200
PS/2 KEYBOARD,KB 2971,NORWEGIAN VER.,105KEYS,JAPAN ABS (WITH EKEY)	PS/2 KEYBOARD,KB 2971,NORWEGIAN VER.,105KEYS,JAPAN ABS (WITH EKEY)	KB.KBP03.201
PS/2 KEYBOARD,KB 2971,HEBREW VER.,105KEYS,JAPAN ABS (WITH EKEY)	PS/2 KEYBOARD,KB 2971,HEBREW VER.,105KEYS,JAPAN ABS (WITH EKEY)	KB.KBP03.202
PS/2 KEYBOARD,KB 2971,POLISH VER.,105KEYS,JAPAN ABS (WITH EKEY)	PS/2 KEYBOARD,KB 2971,POLISH VER.,105KEYS,JAPAN ABS (WITH EKEY)	KB.KBP03.203
PS/2 KEYBOARD,KB 2971,SLOVENIAN VER.,105KEYS,JAPAN ABS (WITH EKEY)	PS/2 KEYBOARD,KB 2971,SLOVENIAN VER.,105KEYS,JAPAN ABS (WITH EKEY)	KB.KBP03.204
PS/2 KEYBOARD,KB 2971,SLOVAKIAN VER.,105KEYS,JAPAN ABS (WITH EKEY)	PS/2 KEYBOARD,KB 2971,SLOVAKIAN VER.,105KEYS,JAPAN ABS (WITH EKEY)	KB.KBP03.205
PS/2 KEYBOARD,KB 2971,TURKEY VER.,105KEYS,JAPAN ABS (WITH EKEY)	PS/2 KEYBOARD,KB 2971,TURKEY VER.,105KEYS,JAPAN ABS (WITH EKEY)	KB.KBP03.206
PS/2 KEYBOARD,KB 2971,RUSSIAM-VER.,104KEYS,JAPAN ABS (WITH EKEY)	PS/2 KEYBOARD,KB 2971,RUSSIAM-VER.,104KEYS,JAPAN ABS (WITH EKEY)	KB.KBP03.207
PS/2 KEYBOARD,KB 2971,HUNGARIA VER.,105KEYS,JAPAN ABS (WITH EKEY)	PS/2 KEYBOARD,KB 2971,HUNGARIA VER.,105KEYS,JAPAN ABS (WITH EKEY)	KB.KBP03.208
PS/2 KEYBOARD,KB 2971,GREEK VER.,104KEYS,JAPAN ABS (WITH EKEY)	PS/2 KEYBOARD,KB 2971,GREEK VER.,104KEYS,JAPAN ABS (WITH EKEY)	KB.KBP03.209
PS/2 KEYBOARD,KB 2971,DENMARK VER.,105KEYS,JAPAN ABS (WITH EKEY)	PS/2 KEYBOARD,KB 2971,DENMARK VER.,105KEYS,JAPAN ABS (WITH EKEY)	KB.KBP03.210
PS/2 KEYBOARD,KB 2971,CZECH VER.,104KEYS,JAPAN ABS (WITH EKEY)	PS/2 KEYBOARD,KB 2971,CZECH VER.,104KEYS,JAPAN ABS (WITH EKEY)	KB.KBP03.211
PS/2 KEYBOARD,KB 2971,ITALIAN NEW LAYOUT,105KEYS,JAPAN ABS (WITH EKEY)	PS/2 KEYBOARD,KB 2971,ITALIAN NEW LAYOUT,105KEYS,JAPAN ABS (WITH EKEY)	KB.KBP03.212
PS/2 KEYBOARD,KB 2971,ROMANIAN VER.,105KEYS,JAPAN ABS (WITH EKEY)	PS/2 KEYBOARD,KB 2971,ROMANIAN VER.,105KEYS,JAPAN ABS (WITH EKEY)	KB.KBP03.213
PS/2 KEYBOARD,KB 2971,TURKEY/FRENCH VER.,105KEYS,JAPAN ABS (WITH EKEY)	PS/2 KEYBOARD,KB 2971,TURKEY/FRENCH VER.,105KEYS,JAPAN ABS (WITH EKEY)	KB.KBP03.214
PS/2 Keyboard,KB2971,US Ver.,104KS(with eKey),LF	PS/2 Keyboard,KB2971,US Ver.,104KS(with eKey),LF	KB.KBP03.215
PS/2 KEYBOARD,KB2971,S.CHINESE VER.,104KS(WITH EKEY),LF BLACK	PS/2 KEYBOARD,KB2971,S.CHINESE VER.,104KS(WITH EKEY),LF BLACK	KB.KBP03.217
PS/2 KEYBOARD,KB2971,ARABIC VER.,104KS(WITH EKEY),LF BLACK	PS/2 KEYBOARD,KB2971,ARABIC VER.,104KS(WITH EKEY),LF BLACK	KB.KBP03.218
PS/2 KEYBOARD,KB2971,THAI VER.,104KS(WITH EKEY),LF BLACK	PS/2 KEYBOARD,KB2971,THAI VER.,104KS(WITH EKEY),LF BLACK	KB.KBP03.219
PS/2 KEYBOARD,KB2971,INT'L US VER.,104KS(WITH EKEY),LF BLACK	PS/2 KEYBOARD,KB2971,INT'L US VER.,104KS(WITH EKEY),LF BLACK	KB.KBP03.220

Partname	Description	Acer Part No.
PS/2 KEYBOARD,KB2971,CANADIAN/ FRENCH VER.,105KS(WITH EKEY),LF BLACK	PS/2 KEYBOARD,KB2971,CANADIAN/FRENCH VER.,105KS(WITH EKEY),LF BLACK	KB.KBP03.221
PS/2 KEYBOARD,KB2971,BRAZILIAN VER.,107KS(WITH EKEY),LF BLACK	PS/2 KEYBOARD,KB2971,BRAZILIAN VER.,107KS(WITH EKEY),LF BLACK	KB.KBP03.222
PS/2 KEYBOARD,KB2971,SPANISH VER.,105KS(WITH EKEY),LF BLACK	PS/2 KEYBOARD,KB2971,SPANISH VER.,105KS(WITH EKEY),LF BLACK	KB.KBP03.223
PS/2 KEYBOARD,KB2971,PORTUGESE VER.,105KS(WITH EKEY),LF BLACK	PS/2 KEYBOARD,KB2971,PORTUGESE VER.,105KS(WITH EKEY),LF BLACK	KB.KBP03.224
PS/2 KEYBOARD,KB2971,US VER.,104KS, JPN ABS(WITH EKEY),LF BLACK	PS/2 KEYBOARD,KB2971,US VER.,104KS, JPN ABS(WITH EKEY),LF BLACK	KB.KBP03.225
PS/2 KEYBOARD,KB2971,ARABIC VER.,104KS, JPN ABS(WITH EKEY),LF BLACK	PS/2 KEYBOARD,KB2971,ARABIC VER.,104KS, JPN ABS(WITH EKEY),LF BLACK	KB.KBP03.226
PS/2 KEYBOARD,KB2971,INT'L US VER.,104KS, JPN ABS(WITH EKEY),LF BLACK	PS/2 KEYBOARD,KB2971,INT'L US VER.,104KS, JPN ABS(WITH EKEY),LF BLACK	KB.KBP03.227
PS/2 KEYBOARD,KB2971,UK VER.,104KS, JPN ABS(WITH EKEY),LF BLACK	PS/2 KEYBOARD,KB2971,UK VER.,104KS, JPN ABS(WITH EKEY),LF BLACK	KB.KBP03.228
PS/2 KEYBOARD,KB2971,FRENCH VER.,105KS, JPN ABS(WITH EKEY),LF BLACK	PS/2 KEYBOARD,KB2971,FRENCH VER.,105KS, JPN ABS(WITH EKEY),LF BLACK	KB.KBP03.229
PS/2 KEYBOARD,KB2971,GERMANY VER.,105KS, JPN ABS(WITH EKEY),LF BLACK	PS/2 KEYBOARD,KB2971,GERMANY VER.,105KS, JPN ABS(WITH EKEY),LF BLACK	KB.KBP03.230
PS/2 KEYBOARD,KB2971,ITALIAN VER.,105KS, JPN ABS(WITH EKEY),LF BLACK	PS/2 KEYBOARD,KB2971,ITALIAN VER.,105KS, JPN ABS(WITH EKEY),LF BLACK	KB.KBP03.231
PS/2 KEYBOARD,KB2971,SWISS VER.,105KS, JPN ABS(WITH EKEY),LF BLACK	PS/2 KEYBOARD,KB2971,SWISS VER.,105KS, JPN ABS(WITH EKEY),LF BLACK	KB.KBP03.232
PS/2 KEYBOARD,KB2971,SWEDISH VER.,105KS, JPN ABS(WITH EKEY),LF BLACK	PS/2 KEYBOARD,KB2971,SWEDISH VER.,105KS, JPN ABS(WITH EKEY),LF BLACK	KB.KBP03.233
PS/2 KEYBOARD,KB2971,BELGIUM VER.,105KS, JPN ABS(WITH EKEY),LF BLACK	PS/2 KEYBOARD,KB2971,BELGIUM VER.,105KS, JPN ABS(WITH EKEY),LF BLACK	KB.KBP03.234
PS/2 KEYBOARD,KB2971,DUTCH VER.,105KS, JPN ABS(WITH EKEY),LF BLACK	PS/2 KEYBOARD,KB2971,DUTCH VER.,105KS, JPN ABS(WITH EKEY),LF BLACK	KB.KBP03.235
PS/2 KEYBOARD,KB2971,HOLLAND VER.,105KS, JPN ABS(WITH EKEY),LF BLACK	PS/2 KEYBOARD,KB2971,HOLLAND VER.,105KS, JPN ABS(WITH EKEY),LF BLACK	KB.KBP03.236
PS/2 KEYBOARD,KB2971,SPANISH VER.,105KS, JPN ABS(WITH EKEY),LF BLACK	PS/2 KEYBOARD,KB2971,SPANISH VER.,105KS, JPN ABS(WITH EKEY),LF BLACK	KB.KBP03.237
PS/2 KEYBOARD,KB2971,PORTUGESE VER.,105KS, JPN ABS(WITH EKEY),LF BLACK	PS/2 KEYBOARD,KB2971,PORTUGESE VER.,105KS, JPN ABS(WITH EKEY),LF BLACK	KB.KBP03.238
PS/2 KEYBOARD,KB2971,ICELAND VER.,105KS, JPN ABS(WITH EKEY),LF BLACK	PS/2 KEYBOARD,KB2971,ICELAND VER.,105KS, JPN ABS(WITH EKEY),LF BLACK	KB.KBP03.239
PS/2 KEYBOARD,KB2971,NORWEGIAN VER.,105KS, JPN ABS(WITH EKEY),LF BLACK	PS/2 KEYBOARD,KB2971,NORWEGIAN VER.,105KS, JPN ABS(WITH EKEY),LF BLACK	KB.KBP03.240
PS/2 KEYBOARD,KB2971,HEBREW VER.,104KS, JPN ABS(WITH EKEY),LF BLACK	PS/2 KEYBOARD,KB2971,HEBREW VER.,104KS, JPN ABS(WITH EKEY),LF BLACK	KB.KBP03.241
PS/2 KEYBOARD,KB2971,POLISH VER.,105KS, JPN ABS(WITH EKEY),LF BLACK	PS/2 KEYBOARD,KB2971,POLISH VER.,105KS, JPN ABS(WITH EKEY),LF BLACK	KB.KBP03.242
PS/2 KEYBOARD,KB2971,SLOVENIAN VER.,105KS, JPN ABS(WITH EKEY),LF BLACK	PS/2 KEYBOARD,KB2971,SLOVENIAN VER.,105KS, JPN ABS(WITH EKEY),LF BLACK	KB.KBP03.243
PS/2 KEYBOARD,KB2971,SLOVAKIAN VER.,105KS, JPN ABS(WITH EKEY),LF BLACK	PS/2 KEYBOARD,KB2971,SLOVAKIAN VER.,105KS, JPN ABS(WITH EKEY),LF BLACK	KB.KBP03.244

Partname	Description	Acer Part No.
PS/2 KEYBOARD,KB2971,TURKEY VER.,105KS,JPN ABS(WITH EKEY),LF BLACK	PS/2 KEYBOARD,KB2971,TURKEY VER.,105KS,JPN ABS(WITH EKEY),LF BLACK	KB.KBP03.245
PS/2 KEYBOARD,KB2971,RUSSIAM- VER.,104KS,JPN ABS(WITH EKEY),LF BLACK	PS/2 KEYBOARD,KB2971,RUSSIAM- VER.,104KS,JPN ABS(WITH EKEY),LF BLACK	KB.KBP03.246
PS/2 KEYBOARD,KB2971,HUNGARIA VER.,105KS,JPN ABS(WITH EKEY),LF BLACK	PS/2 KEYBOARD,KB2971,HUNGARIA VER.,105KS,JPN ABS(WITH EKEY),LF BLACK	KB.KBP03.247
PS/2 KEYBOARD,KB2971,GREEK VER.,104KS,JPN ABS(WITH EKEY),LF BLACK	PS/2 KEYBOARD,KB2971,GREEK VER.,104KS,JPN ABS(WITH EKEY),LF BLACK	KB.KBP03.248
PS/2 KEYBOARD,KB2971,DENMARK VER.,105KS,JPN ABS(WITH EKEY),LF BLACK	PS/2 KEYBOARD,KB2971,DENMARK VER.,105KS,JPN ABS(WITH EKEY),LF BLACK	KB.KBP03.249
PS/2 KEYBOARD,KB2971,CZECH VER.,104KS,JPN ABS(WITH EKEY),LF BLACK	PS/2 KEYBOARD,KB2971,CZECH VER.,104KS,JPN ABS(WITH EKEY),LF BLACK	KB.KBP03.250
PS/2 KEYBOARD,KB2971,ITALIAN NEW LAY- OUT,105KS,JPN ABS(WITH EKEY),LF BLACK	PS/2 KEYBOARD,KB2971,ITALIAN NEW LAY- OUT,105KS,JPN ABS(WITH EKEY),LF BLACK	KB.KBP03.251
PS/2 KEYBOARD,KB2971,ROMANIAN VER.,105KS,JPN ABS(WITH EKEY),LF BLACK	PS/2 KEYBOARD,KB2971,ROMANIAN VER.,105KS,JPN ABS(WITH EKEY),LF BLACK	KB.KBP03.252
PS/2 KEYBOARD,KB2971,TURKEY/FRENCH VER.,105KS,JPN ABS(WITH EKEY),LF BLACK	PS/2 KEYBOARD,KB2971,TURKEY/FRENCH VER.,105KS,JPN ABS(WITH EKEY),LF BLACK	KB.KBP03.253
USB KEYBOARD,KU-0355,US VER.,104KS(WITH EKEY),LF SILVER+BLACK	USB KEYBOARD,KU-0355,US VER.,104KS(WITH EKEY),LF SILVER+BLACK	KB.KUS03.177
USB KEYBOARD,KU-0355,T.CHINESE VER.,104KS(WITH EKEY),LF SILVER+BLACK	USB KEYBOARD,KU-0355,T.CHINESE VER.,104KS(WITH EKEY),LF SILVER+BLACK	KB.KUS03.178
USB KEYBOARD, KU-0355, S.CHINESE, 104KS(WITH EKEY),LF SILVER+BLACK	USB KEYBOARD, KU-0355, S.CHINESE, 104KS(WITH EKEY),LF SILVER+BLACK	KB.KUS03.179
USB KEYBOARD,KU-0355,IN'L US VER.,104KS(WITH EKEY),LF SILVER+BLACK	USB KEYBOARD,KU-0355,IN'L US VER.,104KS(WITH EKEY),LF SILVER+BLACK	KB.KUS03.180
USB KEYBOARD,KU-0355,ARABIC VER.,104KS(WITH EKEY),LF SILVER+BLACK	USB KEYBOARD,KU-0355,ARABIC VER.,104KS(WITH EKEY),LF SILVER+BLACK	KB.KUS03.181
USB KEYBOARD,KU-0355,THAI VER.,104KS(WITH EKEY),LF SILVER+BLACK	USB KEYBOARD,KU-0355,THAI VER.,104KS(WITH EKEY),LF SILVER+BLACK	KB.KUS03.182
USB KEYBOARD,KU-0355,SPANISH VER.,105KS(WITH EKEY),LF SILVER+BLACK	USB KEYBOARD,KU-0355,SPANISH VER.,105KS(WITH EKEY),LF SILVER+BLACK	KB.KUS03.183
USB KEYBOARD,KU-0355,PORTUGESE VER.,105KS(WITH EKEY),LF SILVER+BLACK	USB KEYBOARD,KU-0355,PORTUGESE VER.,105KS(WITH EKEY),LF SILVER+BLACK	KB.KUS03.184
USB KEYBOARD,KU-0355,CANADIAN/ FRENCH VER.,105KS(WITH EKEY),LF SIL- VER+BLACK	USB KEYBOARD,KU-0355,CANADIAN/FRENCH VER.,105KS(WITH EKEY),LF SILVER+BLACK	KB.KUS03.185
USB KEYBOARD,KU-0355,BRAZILIAN VER.,107KS(WITH EKEY),LF SILVER+BLACK	USB KEYBOARD,KU-0355,BRAZILIAN VER.,107KS(WITH EKEY),LF SILVER+BLACK	KB.KUS03.186
USB KEYBOARD,KU- 0355,JPNESE,109KS(WITH EKEY),LF SIL- VER+BLACK	USB KEYBOARD,KU-0355,JPNESE,109KS(WITH EKEY),LF SILVER+BLACK	KB.KUS03.187
USB KEYBOARD,KU-0355,US VER.,104KS,JPN ABS(WITH EKEY),LF SIL- VER+BLACK	USB KEYBOARD,KU-0355,US VER.,104KS,JPN ABS(WITH EKEY),LF SILVER+BLACK	KB.KUS03.188
USB KEYBOARD,KU-0355,IN'L US VER.,104KS,JPN ABS(WITH EKEY),LF SIL- VER+BLACK	USB KEYBOARD,KU-0355,IN'L US VER.,104KS,JPN ABS(WITH EKEY),LF SIL- VER+BLACK	KB.KUS03.189

Partname	Description	Acer Part No.
USB KEYBOARD,KU-0355,ARABIC VER.,104KS,JPN ABS(WITH EKEY),LF SILVER+BLACK	USB KEYBOARD,KU-0355,ARABIC VER.,104KS,JPN ABS(WITH EKEY),LF SILVER+BLACK	KB.KUS03.190
USB KEYBOARD,KU-0355,GERMANY VER.,105KS,JPN ABS(WITH EKEY),LF SILVER+BLACK	USB KEYBOARD,KU-0355,GERMANY VER.,105KS,JPN ABS(WITH EKEY),LF SILVER+BLACK	KB.KUS03.191
USB KEYBOARD,KU-0355,ITALIAN VER.,105KS,JPN ABS(WITH EKEY),LF SILVER+BLACK	USB KEYBOARD,KU-0355,ITALIAN VER.,105KS,JPN ABS(WITH EKEY),LF SILVER+BLACK	KB.KUS03.192
USB KEYBOARD,KU-0355,FRENCH VER.,105KS,JPN ABS(WITH EKEY),LF SILVER+BLACK	USB KEYBOARD,KU-0355,FRENCH VER.,105KS,JPN ABS(WITH EKEY),LF SILVER+BLACK	KB.KUS03.193
USB KEYBOARD,KU-0355,SWEDEN VER.,105KS,JPN ABS(WITH EKEY),LF SILVER+BLACK	USB KEYBOARD,KU-0355,SWEDEN VER.,105KS,JPN ABS(WITH EKEY),LF SILVER+BLACK	KB.KUS03.194
USB KEYBOARD,KU-0355,UK VER.,104KS,JPN ABS(WITH EKEY),LF SILVER+BLACK	USB KEYBOARD,KU-0355,UK VER.,104KS,JPN ABS(WITH EKEY),LF SILVER+BLACK	KB.KUS03.195
USB KEYBOARD,KU-0355,SPANISH VER.,105KS,JPN ABS(WITH EKEY),LF SILVER+BLACK	USB KEYBOARD,KU-0355,SPANISH VER.,105KS,JPN ABS(WITH EKEY),LF SILVER+BLACK	KB.KUS03.196
USB KEYBOARD,KU-0355,DUTCH VER.,105KS,JPN ABS(WITH EKEY),LF SILVER+BLACK	USB KEYBOARD,KU-0355,DUTCH VER.,105KS,JPN ABS(WITH EKEY),LF SILVER+BLACK	KB.KUS03.197
USB KEYBOARD,KU-0355,PORTUGESE VER.,105KS,JPN ABS(WITH EKEY),LF SILVER+BLACK	USB KEYBOARD,KU-0355,PORTUGESE VER.,105KS,JPN ABS(WITH EKEY),LF SILVER+BLACK	KB.KUS03.198
USB KEYBOARD,KU-0355,SWISS VER.,105KS,JPN ABS(WITH EKEY),LF SILVER+BLACK	USB KEYBOARD,KU-0355,SWISS VER.,105KS,JPN ABS(WITH EKEY),LF SILVER+BLACK	KB.KUS03.199
USB KEYBOARD,KU-0355,BELGIUM VER.,105KS,JPN ABS(WITH EKEY),LF SILVER+BLACK	USB KEYBOARD,KU-0355,BELGIUM VER.,105KS,JPN ABS(WITH EKEY),LF SILVER+BLACK	KB.KUS03.200
USB KEYBOARD,KU-0355,HOLLAND VER.,105KS,JPN ABS(WITH EKEY),LF SILVER+BLACK	USB KEYBOARD,KU-0355,HOLLAND VER.,105KS,JPN ABS(WITH EKEY),LF SILVER+BLACK	KB.KUS03.201
USB KEYBOARD,KU-0355,ICELAND VER.,105KS,JPN ABS(WITH EKEY),LF SILVER+BLACK	USB KEYBOARD,KU-0355,ICELAND VER.,105KS,JPN ABS(WITH EKEY),LF SILVER+BLACK	KB.KUS03.202
USB KEYBOARD,KU-0355,NORWEGIAN VER.,105KS,JPN ABS(WITH EKEY),LF SILVER+BLACK	USB KEYBOARD,KU-0355,NORWEGIAN VER.,105KS,JPN ABS(WITH EKEY),LF SILVER+BLACK	KB.KUS03.203
USB KEYBOARD,KU-0355,HEBREW VER.,104KS,JPN ABS(WITH EKEY),LF SILVER+BLACK	USB KEYBOARD,KU-0355,HEBREW VER.,104KS,JPN ABS(WITH EKEY),LF SILVER+BLACK	KB.KUS03.204
USB KEYBOARD,KU-0355,POLISH VER.,105KS,JPN ABS(WITH EKEY),LF SILVER+BLACK	USB KEYBOARD,KU-0355,POLISH VER.,105KS,JPN ABS(WITH EKEY),LF SILVER+BLACK	KB.KUS03.205

Partname	Description	Acer Part No.
USB KEYBOARD,KU-0355,SLOVENIAN VER.,105KS,JPN ABS(WITH EKEY),LF SILVER+BLACK	USB KEYBOARD,KU-0355,SLOVENIAN VER.,105KS,JPN ABS(WITH EKEY),LF SILVER+BLACK	KB.KUS03.206
USB KEYBOARD,KU-0355,SLOVAKIAN VER.,105KS,JPN ABS(WITH EKEY),LF SILVER+BLACK	USB KEYBOARD,KU-0355,SLOVAKIAN VER.,105KS,JPN ABS(WITH EKEY),LF SILVER+BLACK	KB.KUS03.207
USB KEYBOARD,KU-0355,TURKEY VER.,105KS,JPN ABS(WITH EKEY),LF SILVER+BLACK	USB KEYBOARD,KU-0355,TURKEY VER.,105KS,JPN ABS(WITH EKEY),LF SILVER+BLACK	KB.KUS03.208
USB KEYBOARD,KU-0355,RUSSIAM-VER.,104KS,JPN ABS(WITH EKEY),LF SILVER+BLACK	USB KEYBOARD,KU-0355,RUSSIAM-VER.,104KS,JPN ABS(WITH EKEY),LF SILVER+BLACK	KB.KUS03.209
USB KEYBOARD,KU-0355,HUNGARIA VER.,105KS,JPN ABS(WITH EKEY),LF SILVER+BLACK	USB KEYBOARD,KU-0355,HUNGARIA VER.,105KS,JPN ABS(WITH EKEY),LF SILVER+BLACK	KB.KUS03.210
USB KEYBOARD,KU-0355,GREEK VER.,104KS,JPN ABS(WITH EKEY),LF SILVER+BLACK	USB KEYBOARD,KU-0355,GREEK VER.,104KS,JPN ABS(WITH EKEY),LF SILVER+BLACK	KB.KUS03.211
USB KEYBOARD,KU-0355,DENMARK VER.,104KS,JPN ABS(WITH EKEY),LF SILVER+BLACK	USB KEYBOARD,KU-0355,DENMARK VER.,104KS,JPN ABS(WITH EKEY),LF SILVER+BLACK	KB.KUS03.212
USB KEYBOARD,KU-0355,CZECH VER.,104KS,JPN ABS(WITH EKEY),LF SILVER+BLACK	USB KEYBOARD,KU-0355,CZECH VER.,104KS,JPN ABS(WITH EKEY),LF SILVER+BLACK	KB.KUS03.213
USB KEYBOARD,KU-0355,ITALIAN NEW LAYOUT,105KS,JPN ABS(WITH EKEY),LF SILVER+BLACK	USB KEYBOARD,KU-0355,ITALIAN NEW LAYOUT,105KS,JPN ABS(WITH EKEY),LF SILVER+BLACK	KB.KUS03.214
USB KEYBOARD,KU-0355,ROMANIAN VER.,105KS,JPN ABS(WITH EKEY),LF SILVER+BLACK	USB KEYBOARD,KU-0355,ROMANIAN VER.,105KS,JPN ABS(WITH EKEY),LF SILVER+BLACK	KB.KUS03.215
USB KEYBOARD,KU-0355,TURKEY/FRENCH VER.,105KS,JPN ABS(WITH EKEY),LF SILVER+BLACK	USB KEYBOARD,KU-0355,TURKEY/FRENCH VER.,105KS,JPN ABS(WITH EKEY),LF SILVER+BLACK	KB.KUS03.216
PS/2 KEYBOARD, KBP2971, US VER., 104KEYS	PS/2 KEYBOARD, KBP2971, US VER., 104KEYS	KB.KBP03.066
PS/2 KEYBOARD, KBP2971, T.CHINESE VER., 104KEYS	PS/2 KEYBOARD, KBP2971, T.CHINESE VER., 104KEYS	KB.KBP03.067
PS/2 KEYBOARD, KBP2971, ARABIC VER., 104KEYS	PS/2 KEYBOARD, KBP2971, ARABIC VER., 104KEYS	KB.KBP03.068
PS/2 KEYBOARD, KBP2971, THAI VER., 104KEYS	PS/2 KEYBOARD, KBP2971, THAI VER., 104KEYS	KB.KBP03.069
PS/2 KEYBOARD, KBP2971, SPANISH/US VER., 105KEYS	PS/2 KEYBOARD, KBP2971, SPANISH/US VER., 105KEYS	KB.KBP03.070
PS/2 KEYBOARD, KBP2971, INT'L US VER., 104KEYS	PS/2 KEYBOARD, KBP2971, INT'L US VER., 104KEYS	KB.KBP03.071
PS/2 KEYBOARD, KBP2971, CANADIAN/ FRENCH VER., 105KEYS	PS/2 KEYBOARD, KBP2971, CANADIAN/ FRENCH VER., 105KEYS	KB.KBP03.072
PS/2 KEYBOARD, KBP2971, BRAZILIAN VER., 107KEYS	PS/2 KEYBOARD, KBP2971, BRAZILIAN VER., 107KEYS	KB.KBP03.073

Partname	Description	Acer Part No.
PS/2 KEYBOARD, KBP2971, UK VER., 104KEYS	PS/2 KEYBOARD, KBP2971, UK VER., 104KEYS	KB.KBP03.074
PS/2 KEYBOARD, KBP2971, FRENCH VER., 105KEYS	PS/2 KEYBOARD, KBP2971, FRENCH VER., 105KEYS	KB.KBP03.075
PS/2 KEYBOARD, KBP2971, GERMANY VER., 105KEYS	PS/2 KEYBOARD, KBP2971, GERMANY VER., 105KEYS	KB.KBP03.076
PS/2 KEYBOARD, KBP2971, ITALIAN VER., 105KEYS	PS/2 KEYBOARD, KBP2971, ITALIAN VER., 105KEYS	KB.KBP03.077
PS/2 KEYBOARD, KBP2971, SWISS VER., 105KEYS	PS/2 KEYBOARD, KBP2971, SWISS VER., 105KEYS	KB.KBP03.078
PS/2 KEYBOARD, KBP2971, SWEDISH VER., 105KEYS	PS/2 KEYBOARD, KBP2971, SWEDISH VER., 105KEYS	KB.KBP03.079
PS/2 KEYBOARD, KBP2971, BELGIUM VER., 105KEYS	PS/2 KEYBOARD, KBP2971, BELGIUM VER., 105KEYS	KB.KBP03.080
PS/2 KEYBOARD, KBP2971, DUTCH VER., 105KEYS	PS/2 KEYBOARD, KBP2971, DUTCH VER., 105KEYS	KB.KBP03.081
PS/2 KEYBOARD, KBP2971, HOLLAND VER., 105KEYS	PS/2 KEYBOARD, KBP2971, HOLLAND VER., 105KEYS	KB.KBP03.082
PS/2 KEYBOARD, KBP2971, SPANISH VER., 105KEYS	PS/2 KEYBOARD, KBP2971, SPANISH VER., 105KEYS	KB.KBP03.083
PS/2 KEYBOARD, KBP2971, PORTUGESE VER., 105KEYS	PS/2 KEYBOARD, KBP2971, PORTUGESE VER., 105KEYS	KB.KBP03.084
PS/2 KEYBOARD, KBP2971, ICELAND VER., 105KEYS	PS/2 KEYBOARD, KBP2971, ICELAND VER., 105KEYS	KB.KBP03.085
PS/2 KEYBOARD, KBP2971, NORWEGIAN VER., 105KEYS	PS/2 KEYBOARD, KBP2971, NORWEGIAN VER., 105KEYS	KB.KBP03.086
PS/2 KEYBOARD, KBP2971, HEBREW VER., 105KEYS	PS/2 KEYBOARD, KBP2971, HEBREW VER., 105KEYS	KB.KBP03.087
PS/2 KEYBOARD, KBP2971, POLISH VER., 105KEYS	PS/2 KEYBOARD, KBP2971, POLISH VER., 105KEYS	KB.KBP03.088
PS/2 KEYBOARD, KBP2971, SLOVENIAN VER., 105KEYS	PS/2 KEYBOARD, KBP2971, SLOVENIAN VER., 105KEYS	KB.KBP03.089
PS/2 KEYBOARD, KBP2971, SLOVAKIAN VER., 105KEYS	PS/2 KEYBOARD, KBP2971, SLOVAKIAN VER., 105KEYS	KB.KBP03.090
PS/2 KEYBOARD, KBP2971, TURKEY VER., 105KEYS	PS/2 KEYBOARD, KBP2971, TURKEY VER., 105KEYS	KB.KBP03.091
PS/2 KEYBOARD, KBP2971, RUSSIAMVER., 104KEYS	PS/2 KEYBOARD, KBP2971, RUSSIAMVER., 104KEYS	KB.KBP03.092
PS/2 KEYBOARD, KBP2971, HUNGARIA VER., 105KEYS	PS/2 KEYBOARD, KBP2971, HUNGARIA VER., 105KEYS	KB.KBP03.093
PS/2 KEYBOARD, KBP2971, GREEK VER., 104KEYS	PS/2 KEYBOARD, KBP2971, GREEK VER., 104KEYS	KB.KBP03.094
PS/2 KEYBOARD, KBP2971, DENMARK VER., 105KEYS	PS/2 KEYBOARD, KBP2971, DENMARK VER., 105KEYS	KB.KBP03.095
PS/2 KEYBOARD, KBP2971, CZECH VER., 104KEYS	PS/2 KEYBOARD, KBP2971, CZECH VER., 104KEYS	KB.KBP03.097
PS/2 KEYBOARD, KBP2971, US VER., 104KEYS, JAPAN ABS BLACK	PS/2 KEYBOARD, KBP2971, US VER., 104KEYS, JAPAN ABS BLACK	KB.KBP03.098

Partname	Description	Acer Part No.
PS/2 KEYBOARD, KBP2971, ARABIC VER., 104KEYS, JAPAN ABS BLACK	PS/2 KEYBOARD, KBP2971, ARABIC VER., 104KEYS, JAPAN ABS BLACK	KB.KBP03.099
PS/2 KEYBOARD, KBP2971, INT'L US VER., 104KEYS, JAPAN ABS BLACK	PS/2 KEYBOARD, KBP2971, INT'L US VER., 104KEYS, JAPAN ABS BLACK	KB.KBP03.101
PS/2 KEYBOARD, KBP2971, UK VER., 104KEYS, JAPAN ABS BLACK	PS/2 KEYBOARD, KBP2971, UK VER., 104KEYS, JAPAN ABS BLACK	KB.KBP03.102
PS/2 KEYBOARD, KBP2971, FRENCH VER., 105KEYS, JAPAN ABS BLACK	PS/2 KEYBOARD, KBP2971, FRENCH VER., 105KEYS, JAPAN ABS BLACK	KB.KBP03.103
PS/2 KEYBOARD, KBP2971, GERMANY VER., 105KEYS, JAPAN ABS BLACK	PS/2 KEYBOARD, KBP2971, GERMANY VER., 105KEYS, JAPAN ABS BLACK	KB.KBP03.104
PS/2 KEYBOARD, KBP2971, ITALIAN VER., 105KEYS, JAPAN ABS BLACK	PS/2 KEYBOARD, KBP2971, ITALIAN VER., 105KEYS, JAPAN ABS BLACK	KB.KBP03.105
PS/2 KEYBOARD, KBP2971, SWISS VER., 105KEYS, JAPAN ABS BLACK	PS/2 KEYBOARD, KBP2971, SWISS VER., 105KEYS, JAPAN ABS BLACK	KB.KBP03.106
PS/2 KEYBOARD, KBP2971, SWEDISH VER., 105KEYS, JAPAN ABS BLACK	PS/2 KEYBOARD, KBP2971, SWEDISH VER., 105KEYS, JAPAN ABS BLACK	KB.KBP03.107
PS/2 KEYBOARD, KBP2971, BELGIUM VER., 105KEYS, JAPAN ABS BLACK	PS/2 KEYBOARD, KBP2971, BELGIUM VER., 105KEYS, JAPAN ABS BLACK	KB.KBP03.108
PS/2 KEYBOARD, KBP2971, DUTCH VER., 105KEYS, JAPAN ABS BLACK	PS/2 KEYBOARD, KBP2971, DUTCH VER., 105KEYS, JAPAN ABS BLACK	KB.KBP03.109
PS/2 KEYBOARD, KBP2971, HOLLAND VER., 105KEYS, JAPAN ABS BLACK	PS/2 KEYBOARD, KBP2971, HOLLAND VER., 105KEYS, JAPAN ABS BLACK	KB.KBP03.110
PS/2 KEYBOARD, KBP2971, SPANISH VER., 105KEYS, JAPAN ABS BLACK	PS/2 KEYBOARD, KBP2971, SPANISH VER., 105KEYS, JAPAN ABS BLACK	KB.KBP03.111
PS/2 KEYBOARD, KBP2971, PORTUGESE VER., 105KEYS, JAPAN ABS BLACK	PS/2 KEYBOARD, KBP2971, PORTUGESE VER., 105KEYS, JAPAN ABS BLACK	KB.KBP03.112
PS/2 KEYBOARD, KBP2971, ICELAND VER., 105KEYS, JAPAN ABS BLACK	PS/2 KEYBOARD, KBP2971, ICELAND VER., 105KEYS, JAPAN ABS BLACK	KB.KBP03.113
PS/2 KEYBOARD, KBP2971, NORWEGIAN VER., 105KEYS, JAPAN ABS BLACK	PS/2 KEYBOARD, KBP2971, NORWEGIAN VER., 105KEYS, JAPAN ABS BLACK	KB.KBP03.114
PS/2 KEYBOARD, KBP2971, HEBREW VER., 105KEYS, JAPAN ABS BLACK	PS/2 KEYBOARD, KBP2971, HEBREW VER., 105KEYS, JAPAN ABS BLACK	KB.KBP03.115
PS/2 KEYBOARD, KBP2971, POLISH VER., 105KEYS, JAPAN ABS BLACK	PS/2 KEYBOARD, KBP2971, POLISH VER., 105KEYS, JAPAN ABS BLACK	KB.KBP03.116
PS/2 KEYBOARD, KBP2971, SLOVENIAN VER., 105KEYS, JAPAN ABS BLACK	PS/2 KEYBOARD, KBP2971, SLOVENIAN VER., 105KEYS, JAPAN ABS BLACK	KB.KBP03.117
PS/2 KEYBOARD, KBP2971, SLOVAKIAN VER., 105KEYS, JAPAN ABS BLACK	PS/2 KEYBOARD, KBP2971, SLOVAKIAN VER., 105KEYS, JAPAN ABS BLACK	KB.KBP03.118
PS/2 KEYBOARD, KBP2971, TURKEY VER., 105KEYS, JAPAN ABS BLACK	PS/2 KEYBOARD, KBP2971, TURKEY VER., 105KEYS, JAPAN ABS BLACK	KB.KBP03.119
PS/2 KEYBOARD, KBP2971, RUSSIAMVER., 104KEYS, JAPAN ABS BLACK	PS/2 KEYBOARD, KBP2971, RUSSIAMVER., 104KEYS, JAPAN ABS BLACK	KB.KBP03.120
PS/2 KEYBOARD, KBP2971, HUNGARIA VER., 105KEYS, JAPAN ABS BLACK	PS/2 KEYBOARD, KBP2971, HUNGARIA VER., 105KEYS, JAPAN ABS BLACK	KB.KBP03.121
PS/2 KEYBOARD, KBP2971, GREEK VER., 104KEYS, JAPAN ABS BLACK	PS/2 KEYBOARD, KBP2971, GREEK VER., 104KEYS, JAPAN ABS BLACK	KB.KBP03.122
PS/2 KEYBOARD, KBP2971, DENMARK VER., 105KEYS, JAPAN ABS BLACK	PS/2 KEYBOARD, KBP2971, DENMARK VER., 105KEYS, JAPAN ABS BLACK	KB.KBP03.123

Partname	Description	Acer Part No.
PS/2 KEYBOARD, KBP2971, CZECH VER., 104KEYS, JAPAN ABS BLACK	PS/2 KEYBOARD, KBP2971, CZECH VER., 104KEYS, JAPAN ABS BLACK	KB.KBP03.124
USB KB(SILVER), KU0355, US VER., 104KEYS	USB KB(SILVER), KU0355, US VER., 104KEYS	KB.KUP03.034
USB KB(SILVER), KU0355, T.CHINESE VER., 104KEYS	USB KB(SILVER), KU0355, T.CHINESE VER., 104KEYS	KB.KUP03.035
USB KB(SILVER), KU0355, INT'L US VER., 104 KEYS	USB KB(SILVER), KU0355, INT'L US VER., 104 KEYS	KB.KUP03.036
USB KB (SILVER), KU0355, ARABIC VER., 104 KEYS	USB KB (SILVER), KU0355, ARABIC VER., 104 KEYS	KB.KUP03.037
USB KB (SILVER), KU0355, THAI VER., 104 KEYS	USB KB (SILVER), KU0355, THAI VER., 104 KEYS	KB.KUP03.038
USB KB (SILVER), KU0355, GERMANY VER., 105 KEYS	USB KB (SILVER), KU0355, GERMANY VER., 105 KEYS	KB.KUP03.039
USB KB (SILVER), KU0355, ITALIAN VER., 105 KEYS	USB KB (SILVER), KU0355, ITALIAN VER., 105 KEYS	KB.KUP03.040
USB KB (SILVER), KU0355, FRENCH VER., 105 KEYS	USB KB (SILVER), KU0355, FRENCH VER., 105 KEYS	KB.KUP03.041
USB KB (SILVER), KU0355, SWEDEN VER., 105 KEYS	USB KB (SILVER), KU0355, SWEDEN VER., 105 KEYS	KB.KUP03.042
USB KB (SILVER), KU0355, UK VER., 104 KEYS	USB KB (SILVER), KU0355, UK VER., 104 KEYS	KB.KUS03.001
USB KB (SILVER), KU0355, SPANISH VER., 105 KEYS	USB KB (SILVER), KU0355, SPANISH VER., 105 KEYS	KB.KUS03.002
USB KB (SILVER), KU0355, DUTCH VER., 105 KEYS	USB KB (SILVER), KU0355, DUTCH VER., 105 KEYS	KB.KUS03.003
USB KB (SILVER), KU0355, PORTUGESE VER., 105 KEYS	USB KB (SILVER), KU0355, PORTUGESE VER., 105 KEYS	KB.KUS03.004
USB KEYBOARD, KU0355, CANADIAN/ FRENCH VER., 105KEYS	USB KEYBOARD, KU0355, CANADIAN/FRENCH VER., 105KEYS	KB.KUS03.009
USB KEYBOARD, KU0355, BRAZILIAN VER., 107KEYS	USB KEYBOARD, KU0355, BRAZILIAN VER., 107KEYS	KB.KUS03.010
USB KEYBOARD, KU0355, SWISS VER., 105KEYS	USB KEYBOARD, KU0355, SWISS VER., 105KEYS	KB.KUS03.011
USB KEYBOARD, KU0355, BELGIUM VER., 105KEYS	USB KEYBOARD, KU0355, BELGIUM VER., 105KEYS	KB.KUS03.012
USB KEYBOARD, KU0355, DUTCH VER., 105KEYS	USB KEYBOARD, KU0355, DUTCH VER., 105KEYS	KB.KUS03.013
USB KEYBOARD, KU0355, ICELAND VER., 105KEYS	USB KEYBOARD, KU0355, ICELAND VER., 105KEYS	KB.KUS03.014
USB KEYBOARD, KU0355, NORWEGIAN VER., 105KEYS	USB KEYBOARD, KU0355, NORWEGIAN VER., 105KEYS	KB.KUS03.015
USB KEYBOARD, KU0355, HEBREW VER., 105KEYS	USB KEYBOARD, KU0355, HEBREW VER., 105KEYS	KB.KUS03.016
USB KEYBOARD, KU0355, POLISH VER., 105KEYS	USB KEYBOARD, KU0355, POLISH VER., 105KEYS	KB.KUS03.017
USB KEYBOARD, KU0355, SLOVENIAN VER., 105KEYS	USB KEYBOARD, KU0355, SLOVENIAN VER., 105KEYS	KB.KUS03.018



<b>Partname</b>	<b>Description</b>	<b>Acer Part No.</b>
USB KEYBOARD, KU0355, SLOVAKIAN VER., 105KEYS	USB KEYBOARD, KU0355, SLOVAKIAN VER., 105KEYS	KB.KUS03.019
USB KEYBOARD, KU0355, TURKEY VER., 105KEYS	USB KEYBOARD, KU0355, TURKEY VER., 105KEYS	KB.KUS03.020
USB KEYBOARD, KU0355, RUSSIAMVER., 104KEYS	USB KEYBOARD, KU0355, RUSSIAMVER., 104KEYS	KB.KUS03.021
USB KEYBOARD, KU0355, HUNGARIA VER., 105KEYS	USB KEYBOARD, KU0355, HUNGARIA VER., 105KEYS	KB.KUS03.022
USB KEYBOARD, KU0355, GREEK VER., 104KEYS	USB KEYBOARD, KU0355, GREEK VER., 104KEYS	KB.KUS03.023
USB KEYBOARD, KU0355, DENMARK VER., 104KEYS	USB KEYBOARD, KU0355, DENMARK VER., 104KEYS	KB.KUS03.024
USB KEYBOARD, KU0355, CZECH, 104KEYS	USB KEYBOARD, KU0355, CZECH, 104KEYS	KB.KUS03.058
USB KEYBOARD, KU-0355, US VER., 104KEYS, JAPAN ABS SLIVER+BLACK	USB KEYBOARD, KU-0355, US VER., 104KEYS, JAPAN ABS SLIVER+BLACK	KB.KUS03.062
USB KEYBOARD, KU-0355, IN'L US VER., 104KEYS, JAPAN ABS SLIVER+BLACK	USB KEYBOARD, KU-0355, IN'L US VER., 104KEYS, JAPAN ABS SLIVER+BLACK	KB.KUS03.063
USB KEYBOARD, KU-0355, ARABIC VER., 104KEYS, JAPAN ABS SLIVER+BLACK	USB KEYBOARD, KU-0355, ARABIC VER., 104KEYS, JAPAN ABS SLIVER+BLACK	KB.KUS03.064
USB KEYBOARD, KU-0355, GERMANY VER., 105KEYS, JAPAN ABS SLIVER+BLACK	USB KEYBOARD, KU-0355, GERMANY VER., 105KEYS, JAPAN ABS SLIVER+BLACK	KB.KUS03.065
USB KEYBOARD, KU-0355, ITALIAN VER., 105KEYS, JAPAN ABS SLIVER+BLACK	USB KEYBOARD, KU-0355, ITALIAN VER., 105KEYS, JAPAN ABS SLIVER+BLACK	KB.KUS03.066
USB KEYBOARD, KU-0355, FRENCH VER., 105KEYS, JAPAN ABS SLIVER+BLACK	USB KEYBOARD, KU-0355, FRENCH VER., 105KEYS, JAPAN ABS SLIVER+BLACK	KB.KUS03.067
USB KEYBOARD, KU-0355, SWEDEN VER., 105KEYS, JAPAN ABS SLIVER+BLACK	USB KEYBOARD, KU-0355, SWEDEN VER., 105KEYS, JAPAN ABS SLIVER+BLACK	KB.KUS03.068
USB KEYBOARD, KU-0355, UK VER., 104KEYS, JAPAN ABS SLIVER+BLACK	USB KEYBOARD, KU-0355, UK VER., 104KEYS, JAPAN ABS SLIVER+BLACK	KB.KUS03.069
USB KEYBOARD, KU-0355, SPANISH VER., 105KEYS, JAPAN ABS SLIVER+BLACK	USB KEYBOARD, KU-0355, SPANISH VER., 105KEYS, JAPAN ABS SLIVER+BLACK	KB.KUS03.070
USB KEYBOARD, KU-0355, DUTCH VER., 105KEYS, JAPAN ABS SLIVER+BLACK	USB KEYBOARD, KU-0355, DUTCH VER., 105KEYS, JAPAN ABS SLIVER+BLACK	KB.KUS03.071
USB KEYBOARD, KU-0355, PORTUGESE VER., 105KEYS, JAPAN ABS SLIVER+BLACK	USB KEYBOARD, KU-0355, PORTUGESE VER., 105KEYS, JAPAN ABS SLIVER+BLACK	KB.KUS03.072
USB KEYBOARD, KU-0355, SWISS VER., 105KEYS, JAPAN ABS SLIVER+BLACK	USB KEYBOARD, KU-0355, SWISS VER., 105KEYS, JAPAN ABS SLIVER+BLACK	KB.KUS03.073
USB KEYBOARD, KU-0355, BELGIUM VER., 105KEYS, JAPAN ABS SLIVER+BLACK	USB KEYBOARD, KU-0355, BELGIUM VER., 105KEYS, JAPAN ABS SLIVER+BLACK	KB.KUS03.074
USB KEYBOARD, KU-0355, HOLLAND VER., 105KEYS, JAPAN ABS SLIVER+BLACK	USB KEYBOARD, KU-0355, HOLLAND VER., 105KEYS, JAPAN ABS SLIVER+BLACK	KB.KUS03.075
USB KEYBOARD, KU-0355, ICELAND VER., 105KEYS, JAPAN ABS SLIVER+BLACK	USB KEYBOARD, KU-0355, ICELAND VER., 105KEYS, JAPAN ABS SLIVER+BLACK	KB.KUS03.076
USB KEYBOARD, KU-0355, NORWEGIAN VER., 105KEYS, JAPAN ABS SLIVER+BLACK	USB KEYBOARD, KU-0355, NORWEGIAN VER., 105KEYS, JAPAN ABS SLIVER+BLACK	KB.KUS03.077
USB KEYBOARD, KU-0355, HEBREW VER., 105KEYS, JAPAN ABS SLIVER+BLACK	USB KEYBOARD, KU-0355, HEBREW VER., 105KEYS, JAPAN ABS SLIVER+BLACK	KB.KUS03.078

Partname	Description	Acer Part No.
USB KEYBOARD, KU-0355, POLISH VER., 105KEYS, JAPAN ABS SLIVER+BLACK	USB KEYBOARD, KU-0355, POLISH VER., 105KEYS, JAPAN ABS SLIVER+BLACK	KB.KUS03.079
USB KEYBOARD, KU-0355, SLOVENIAN VER., 105KEYS, JAPAN ABS SLIVER+BLACK	USB KEYBOARD, KU-0355, SLOVENIAN VER., 105KEYS, JAPAN ABS SLIVER+BLACK	KB.KUS03.080
USB KEYBOARD, KU-0355, SLOVAKIAN VER., 105KEYS, JAPAN ABS SLIVER+BLACK	USB KEYBOARD, KU-0355, SLOVAKIAN VER., 105KEYS, JAPAN ABS SLIVER+BLACK	KB.KUS03.081
USB KEYBOARD, KU-0355, TURKEY VER., 105KEYS, JAPAN ABS SLIVER+BLACK	USB KEYBOARD, KU-0355, TURKEY VER., 105KEYS, JAPAN ABS SLIVER+BLACK	KB.KUS03.082
USB KEYBOARD, KU-0355, RUSSIAMVER., 104KEYS, JAPAN ABS SLIVER+BLACK	USB KEYBOARD, KU-0355, RUSSIAMVER., 104KEYS, JAPAN ABS SLIVER+BLACK	KB.KUS03.083
USB KEYBOARD, KU-0355, HUNGARIA VER., 105KEYS, JAPAN ABS SLIVER+BLACK	USB KEYBOARD, KU-0355, HUNGARIA VER., 105KEYS, JAPAN ABS SLIVER+BLACK	KB.KUS03.084
USB KEYBOARD, KU-0355, GREEK VER., 104KEYS, JAPAN ABS SLIVER+BLACK	USB KEYBOARD, KU-0355, GREEK VER., 104KEYS, JAPAN ABS SLIVER+BLACK	KB.KUS03.085
USB KEYBOARD, KU-0355, DENMARK VER., 104KEYS, JAPAN ABS SLIVER+BLACK	USB KEYBOARD, KU-0355, DENMARK VER., 104KEYS, JAPAN ABS SLIVER+BLACK	KB.KUS03.086
USB KEYBOARD, KU-0355, CZECH VER., 104KEYS, JAPAN ABS SLIVER+BLACK	USB KEYBOARD, KU-0355, CZECH VER., 104KEYS, JAPAN ABS SLIVER+BLACK	KB.KUS03.087
<b>HDD / HARD DISK DRIVE</b>		
HDD 80GB 7200RPM 8MB SATA SEAGATE PUMA ST380013AS	HDD 80G/7200 SATA ST380013AS SEAGATE	KH.08001.009
HDD 120GB 7200RPM 8MB SATA SEAGATE PUMA ST3120026AS	HDD 120GB 7200RPM 8MB SATA SEAGATE PUMA ST3120026AS	KH.12001.011
HDD 160GB 7200RPM 8MB SATA SEAGATE PUMA ST3160023AS	HDD SATA 160G 7200 ST3160023AS SEAGATE	KH.16001.010
Seagate Tonka1 SATA 1.5G, 8MB	HDD,SATA 200G 7200RPM 8MB (ROHS) TONKA1,ST3200826AS, F/W: 3.03,SEAGATE	KH.20001.005
Seagate Tonka1 250G SATA 1.5G, 8MB	HDD 250G 7200 SATA ST3250823AS SEAGATE	KH.25001.002
Seagate Tonka1 300G SATA 1.5G, 8MB	HDD 300G 7200 SATA ST3300831AS SEAGATE	KH.30001.004
Seagate Tonka1 400G SATA 1.5G, 8MB	HDD 400G 7200 SATA ST3400832AS SEAGATE	KH.40001.002
HDD 250GB 7200RPM TONKA 1 SATA 8MB (ROHS) SEAGATE ST3250823AS	HDD 250GB 7200RPM TONKA 1 SATA 8MB (ROHS) SEAGATE ST3250823AS	KH.25001.004
HDD 300GB 7200RPM TONKA 1 SATA 8MB (ROHS) SEAGATE ST3300831AS	HDD 300GB 7200RPM TONKA 1 SATA 8MB (ROHS) SEAGATE ST3300831AS	KH.30001.006
HDD 400GB 7200RPM TONKA 1 SATA 8MB (ROHS) SEAGATE ST3400832AS	HDD 400GB 7200RPM TONKA 1 SATA 8MB (ROHS) SEAGATE ST3400832AS	KH.40001.004
HDD 160G 7200RPM XL80II ROHS SATA 8MB WD WD1600JD-22HBC0	160G WD 3.5" 7200RPM XL80IIVD1600JD- 22HBC0 ROHS SATA 8M	KH.16008.011
WD XL80III 80G 7200RPM SATAII 3.0G HDD / 2MB (RoHS) (non-NCQ)	HDD,80G 7200RPM,SATAII,WD800BD- 22LRA0,WD	KH.08008.022
WD XL80III 80G 7200RPM SATAII 3.0G HDD / 8MB (RoHS) (non-NCQ)	HDD,80G 7200RPM,SATAII,WD800JD- 22LSA0,WD	KH.08008.023
WD XL80III 120G 7200RPM SATAII 3.0G HDD / 8MB (RoHS) (non-NCQ)	HDD,120G 7200RPM,SATAII,WD1200JS- 22MHB0,WD	KH.12008.012
WD XL80III 160G 7200RPM SATAII 3.0G HDD / 8MB (RoHS) (non-NCQ)	HDD,160G 7200RPM,SATAII,WD1600JS- 22MHB0,WD	KH.16008.012
WD XL80III 200G 7200RPM SATAII 3.0G HDD / 8MB (RoHS) (non-NCQ)	HDD,200G 7200RPM,SATAII,WD2000JS- 22MHB0,WD	KH.20008.012

Partname	Description	Acer Part No.
WD XL80III 250G 7200RPM SATAII 3.0G HDD / 8MB (RoHS) (non-NCQ)	HDD,250G 7200RPM,SATAII,WD2500JS-22MHB0,WD	KH.25008.011
HDD 80GB 7200RPM PATHFINDER ROHS SATA 2.08M HGST IV HDT722516DLA380	HDD 80GB 7200RPM PATHFINDER ROHS SATA 2.08M HGST IV HDT722516DLA380	KH.08007.010
HGST Vancouver IV 160G 7200RPM SATA 3.0G HDD / 8MB (RoHS)	HDD,160G 7200RPM,SATAII,HDT722516DLA380,HGST	KH.16007.006
HGST Vancouver IV 250G 7200RPM SATA 3.0G HDD / 8MB (RoHS)	HDD,250G 7200RPM,SATAII,HDT722525DLA380,HGST	KH.25007.004
HGST Vancouver IV 400G 7200RPM SATA 1.5G HDD / 8MB (RoHS)	HDD,400G/7200RPM SATA2,HDS724040KLSA80,HGST	KH.40007.004
<b>MAIN BOARD</b>		
Nvidia C51G+MCP51 / AMD 939 CPU / DDRI, Gigabit LAN, HD codec (with IO shielding and CPU RM), without 1394 chipset	Nvidia C51G+MCP51 / AMD 939 CPU / DDRI, Gigabit LAN, HD codec (with IO shielding and CPU RM), without 1394 chipset	MB.P3109.002
<b>MEMORY</b>		
DDR 400 256MB 0.11u (Green)	HYS64D32300HU-5-C (.11u/Green)	KN.25602.013
HYS64D64320HU-5-C (.11U/GREEN)	HYS64D64320HU-5-C (.11U/GREEN)	KN.51202.012
MEMORY DDR400 1GB 128M*64, CL=3 INFIN-EON HYS64D128320HU-5-B	HYS64D128320HU-5-B	KN.1GB02.008
NT512D64S8HC0G-5T	NT512D64S8HC0G-5T	KN.51203.013
DDRI 400 1024MB	HYS64D128320HU-5-C (.09u, 512Mb)	KN.1GB02.024
DDRI 400 256MB	HYS64D32301HU-5-C (.09u/Green)	KN.25602.030
DDRI 400 512MB	HYS64D64300HU-5-C (.09u/Green)	KN.51202.030
Nanya DDR 400 256MB	NT256D64SH4B0GY-5T (Green)	KN.25603.028
Nanya DDR 400 512MB	NT512D64S88B0GY-5T (Green)	KN.51203.026
Nanya DDR 400 1GB	NT1GD64S8HB0GY-5T	KN.1GB03.010
Hynix DDRI 400 256MB	HYMD532646CP6R-D43PQ	KN.2560G.011
Hynix DDRI 400 512MB	HYMD564646CP8R-D43PQ	KN.5120G.012
<b>POWER SUPPLY</b>		
POWER SUPPLY 300W W/O PFC FSP300-60THA(1)(V)	POWERSUPPLY-FSP300-60THA(1)(V)	PY.30008.011
POWER SUPPLY 300W W PFC FSP300-60THA(1)(V)(PF)	POWER SUPPLY-FSP300-60THA(1)(V)(PF)	PY.30008.012
POWER SUPPLY 300W W/O PFC LITEON PS-6301-08A	PS-6301-08A, 24PIN, 300W, NON-PFC	PY.3000B.001
POWER SUPPLY 300W W/ PFC LITEON PS-6301-08AP	PE-6301-08AP, 24PIN, 300W, PFC	PY.3000B.002
<b>SCREW</b>		
CHASSIS SCREW	THUMB SCREW	86.S03VF.001
SCREW#6-32UNC	SCREW#6-32UNC (FOR SPS/ DB BKT)	86.RC9VF.001
SCREW M3X8(VFD BRACKET/UPPER COVER)	SCREW M3X8(FOR BEZEL)	86.RC9VF.004
SCREW #6-32	SCREW #6-32 (FOR DB)	86.V20VF.001
<b>SPEAKER</b>		
SPEAKER 2.0 USB M-1118B ACER LOGO	2.0 SPEAKER, USB, M-1118B, ACER LOGO	SP.11805.001

Partname	Description	Acer Part No.
SPEAKER 2.0 USB M-1118B ACER LOGO W/ STK LABEL	2.0 SPEAKER, USB, M-1118B, ACER LOGO, WITH STK LABEL	SP.11805.002
2.0 SPEAKER, S100, 230V W/ ACA PLUG TYPE, ACER LOGO	LOGITECH 2.0 SPEAKER,S100,230VW/AUS-TRALIA PLUG TYPE,ACER LOG	SP.S1006.005
SPEAKER USB 3" *2 NEOSONICA 510 THYME510 WHITE	SPEAKER,USB 3" *2, 510,NEOSONICA	SP.51004.001
SPEAKER USB 3" *2 NEOSONICA THYME510 BLACK	SPEAKER,USB 3"FULL RANG CONE,THYME510	SP.51004.003
SPEAKER 2+1 SUB-WOOFER NEOSONICA A2.1 220V	SPEAKER, A2.1, 220V, 2+1SUB-WOOFER (SIL-VER)	SP.A2104.001
SPEAKER 2+1 SUB-WOOFER NEOSONICA A2.1 110V	SPEAKER, A2.1,110V,2+1SUB-WOOFER(SIL-VER)	SP.A2104.002
SPEAKER A2.1 WITH CCC STICKER NEOSONICA A2.1 220V	A2.1 SPEAKER WITH CCC STICKER	SP.A2104.003
2.0 SPEAKER, S100, 230V W/ EUROPE PLUG TYPE, ACER LOGO	2.0 SPEAKER, S100, 230V W/ EUROPE PLUG TYPE, ACER LOGO	SP.S1006.002
2.0 SPEAKER, VS2220, 230V, A PLUG TYPE	ALTEC LANSING 2.0 SPEAKER, VS2220,230V,AUSTRALIA PLUG TYPE	SP.V2007.001
2.1 SPEAKER, VS2221, 230V, E PLUG TYPE (EUROPE EXCLUDE UK)	ALTEC LANSING 2.1 SPEAKER,VS2221,230V,EUROPE(EXCLUDE ENGLAND	SP.V2107.001
2.1 SPEAKER, VS2221, 230V, UK PLUG TYPE	ALTEC LANSING 2.1 SPEAKER,VS2221, 230V, ENGLAND PLUG TYPE	SP.V2107.002
2.1 SPEAKER, VS2221, 230V, CHINA PLUG TYPE	ALTEC LANSING, 2.1 SPEAKER, VS2221, 230V, CHINA PLUG TYPE	SP.V2107.003
2.0 SPEAKER, S100, 110V W/ US PLUG TYPE, ACER LOGO	2.0 SPEAKER, S100, 110V W/ US PLUG TYPE, ACER LOGO	SP.S1006.003